

GAME #2

898 WINS (8th in Nation)

50 BOWL GAMES (7-9th in Nation)

30 BOWL WINS (7-4th in Nation)

101 FIRST-TEAM ALL-AMERICANS



VS.



University Park, Pa.  
Beaver Stadium (106,572)

Series: Ohio State, 21-14  
Last Meeting: Ohio State, 28-17  
November 23, 2019 - Ohio Stadium



#18/17 PENN STATE  
NITTANY LIONS

0-1, 0-1 Big Ten  
H: 0-0, A: 0-1, N: 0-0

Head Coach: James Franklin (East Stroudsburg '95)  
Record at Penn State (7th season): 56-24 (.700)  
Career Record (10th season): 80-39 (.672)  
vs. Ohio State: 1-5

SCHEDULE/RESULTS

Date	Rank	Game	Score	Time	TV
10.24	8/7	at RV/RV Indiana*	L, 35-36 (OT)	7:30 p.m.	FS1
10.31	18/17	3/3 Ohio State*			ABC
11.7		Maryland*			
11.14		at Nebraska*			
11.21		-/RV Iowa*			
11.28		at 13/14 Michigan*			
12.5		at Rutgers*			
12.12		Michigan State*			
12.19		Big Ten Champions Week			

\* - B1G game Rankings: AP/Coaches



PxP: Chris Fowler  
Analyst: Kirk Herbstreit  
Sideline: Maria Taylor



PxP: Steve Jones  
Analyst: Jack Ham  
Local: 99.5 & 103.7 FM/1450 AM  
Web: GoPSUsports.com  
Sirius/XM/Internet: 83/83/83

BY THE NUMBERS

63

Consecutive appearances in the AP Top 25  
when eligible for consideration (4th best in nation)

16

Points have decided the last four Ohio State-Penn State games

7

Consecutive wins in home openers

4TH

Consecutive year ESPN's College GameDay will visit Penn State -  
the longest active streak in college football

#3/3 OHIO STATE  
BUCKEYES

1-0, 1-0 Big Ten  
H: 1-0, A: 0-0, N: 0-0

Head Coach: Ryan Day (New Hampshire '02)  
Record at Ohio State (2nd season + 3 gms in 2018): 17-1 (.944)  
Career Record (Same): Same  
vs. Penn State: 1-0

SCHEDULE/RESULTS

Date	Rank	Game	Score	Time	TV
10.24	5/5	-/RV Nebraska*	W, 52-17	7:30 p.m.	FOX
10.31	3/3	at 18/17 Penn State*			ABC
11.7		Rutgers*			
11.14		at Maryland*			
11.21		17/19 Indiana*			
11.28		at Illinois*			
12.5		at Michigan State*			
12.12		13/14 Michigan*			
12.19		Big Ten Champions Week			

\* - B1G game Rankings: AP/Coaches

INSIDE THE GAME

PENN STATE HOSTS OHIO STATE IN HOME OPENER

- OPENING KICK:** No. 18/17 Penn State plays its first home game and first night game of the season when it hosts Ohio State Saturday in Beaver Stadium. Game time is set for 7:30 p.m. on ABC.
- MARQUEE MATCH-UP:** The Penn State-Ohio State game is one of the highlights of the college football calendar, with 16 points deciding the last four meetings. The last three games in Beaver Stadium, dating back to 2014, have been nail-biters with the 2014 game going to double overtime, an unranked Penn State team defeating No. 2 Ohio State in 2016 and a one-point game in 2018. Saturday's game will be the fifth consecutive primetime Penn State-Ohio State game in Beaver Stadium.
- HOME OPENER:** Penn State begins its 61st season in Beaver Stadium with a seven game-winning streak in home openers. The Nittany Lions will face their highest-ranked home-opening opponent since hosting No. 2 Miami (Fla.) in 2001. The Halloween night home opener is Penn State's second (Dickinson, 1888) all-time and it latest home opening date since 1918 (Wissahickon Barracks, Nov. 2). Both of those games finished in 6-6 ties. It is also Penn State's second home opener against a Big Ten opponent, as Penn State's very first Big Ten game took place in Beaver Stadium to open the 1993 season (Minnesota; W, 38-20).
- DUAL THREAT:** At Indiana, Penn State QB **Sean Clifford** completed 24 passes for 238 yards and three touchdowns, while also running for a career-best 119 yards on 17 carries and a 35-yard score. The 357 yards of total offense totaled by Clifford were the third-most in his career.
- TOP TE:** With his touchdown catch in the first quarter at Indiana, **Pat Freiermuth** owns the Penn State career record for receiving touchdowns by a tight end with 16 career scores. He broke a tie with Mike Gesicki (2014-17).
- THE OPPOSITION:** Ohio State moved up to No. 3 in the rankings after a 52-17 win over Nebraska last week to open its 2020 season. Quarterback Justin Fields completed 20-of-21 passes against the Huskers. The Buckeyes have won their last 14 regular season games against Big Ten opponents.

BREAKDOWN

Category	Penn State	Ohio State	Stat
RUSHING	Penn State: Devyn Ford	Ohio State: Trey Sermon	20 for 69 yds (69.0), 1 TD / 11 for 55 yds (55.0), 0 TD
	Penn State: Sean Clifford	Ohio State: Justin Fields	24-of-35, 238 yds (238.0), 3 TD/2 INT / 20-of-21, 276 yds (276.0), 2 TD/0 INT
RECEIVING	Penn State: Pat Freiermuth	Ohio State: Garrett Wilson	7 for 60 yds (60.0), 1 TD / 7 for 129 yds (129.0), 1 TD
	Penn State: Shaka Toney	Ohio State: Pete Werner	7 tkls, 2.0 TFL, 2.0 SK / 7 tkls, 1.0 TFL

RANKINGS COMPARISON

PSU	FBS	Conf	Stat	Conf	FBS	OSU
52.9	12	4	3rd Down Offense Pct.	1	2	61.5
33.0	19	4	3rd Down Defense Pct.	6	52	40.0
68.6	15	6	Completion Pct.	1	1	95.2
11.0	96	11	Kick Return Avg.	12	98	7.0
238.0	46	6	Passing Offense	3	27	276.0
170.0	12	4	Passing Defense	3	10	160.0
0.0	87	9	Punt Return Avg.	3	27	11.5
100.0	88	8	Red Zone Defense	8	88	100.0
50.0	95	12	Red Zone Offense	1	1	100.0
41.0	1	1	Rushing Defense	10	87	217.0
250.0	11	3	Rushing Offense	4	16	222.0
36.0	80	9	Scoring Defense	3	14	17.0
35.0	31	7	Scoring Offense	1	1	52.0
3.0	18	2	Team Sacks	2	18	3.0
40:22	2	2	Time of Possession	5	13	33:14
211.0	4	2	Total Defense	7	40	377.0
488.0	15	3	Total Offense	2	13	498.0
-1	80	9	Turnover Margin	2	13	+1

TABLE OF CONTENTS

Page 2 ..... Quick Facts/National Polls/This Day in History  
 Page 3 ..... B1G/Media Info  
 Page 4-6 ..... Head Coach James Franklin  
 Page 7 ..... Ohio State Series History  
 Page 8-10 ..... Ohio State Notes  
 8 ..... National Nits/GameDay Streaks  
 9 ..... At the Start/Nittany Lions in the NFL  
 10 ..... Winningest Programs  
 Page 11 ..... Highlights  
 11 ..... Season Honors/Coaching Staff POTW

Page 12-14 ..... Offense Notes  
 12 ..... Coaching Staff Notes  
 13 ..... Virtual Valley  
 Page 14 ..... Defense Notes  
 14 ..... Preseason Honors  
 Page 15-16 ..... Special Teams/Season Notes  
 15 ..... Medical Protocols  
 16 ..... NFL/Future Schedules  
 Page 17 ..... Depth Chart/Pronunciations/Asst. Coaches  
 Page 18-19 ..... Numerical Roster

Page 20-21 ..... Alphabetical Roster  
 Page 22-25 ..... Records Watch  
 Page 26 ..... Game Recaps  
 Page 27-34 ..... Player Bios  
 Page 35-38 ..... Season Statistics  
 Page 38-46 ..... Game-by-Game Statistics  
 Page 47-48 ..... Long Plays  
 Page 49 ..... Start Chart  
 Page 50 ..... The Last Time...  
 Page 51 ..... Participation Chart

# 2 2020 PENN STATE FOOTBALL

## PROGRAM NOTES

### SUSTAINED EXCELLENCE

Penn State and Wisconsin are the only Big Ten teams to have posted a winning season the last 15 consecutive years. Penn State is one of five teams (Penn State, Boise State, LSU, Oklahoma, Wisconsin) in the Football Bowl Subdivision (FBS) to have a winning record each of the last 15 years. Penn State holds the FBS record for most consecutive seasons without a losing record at 49 (1939-87). (ESPN Stats & Info)

### ACADEMIC EXCELLENCE

A total of 480 of Penn State football student-athletes, including 28 in 2018, have earned Academic All-Big Ten honors since 1993 for owning at least a 3.0 grade point average and being a letterwinner.

### ONE OF NATION'S TOUGHEST HOME VENUES

Penn State owns a superlative 297-74 (.801) record inside Beaver Stadium, the nation's second-largest facility, which opened in 1960 and has a capacity of 106,572.

## QUICK FACTS

### UNIVERSITY

NAME	The Pennsylvania State University
LOCATION	University Park, Pa.
FOUNDED	1855
ENROLLMENT	40,363 (undergraduate); 46,270 (UP Overall)
NICKNAME	Nittany Lions
COLORS	Blue & White
CONFERENCE	Big Ten
DIVISION	NCAA Division I
STADIUM	Beaver Stadium (106,572)
STADIUM SURFACE	Natural Grass
PRESIDENT	Dr. Eric Barron
VICE PRESIDENT FOR INTERCOLLEGIATE ATHLETICS	Sandy Barbour
HEAD COACH	James Franklin (7th Season)
FOOTBALL OFFICE	814-865-0412
TICKET OFFICE	1-800-NITTANY

### FOOTBALL HISTORY

FIRST YEAR	1887
ALL-TIME RECORD (134th Season)	898-394-42 (.689) 8th in victories
ALL-TIME BIG TEN RECORD (28th Season)	140-81 (.633)
ALL-TIME BOWL RECORD	30-18-2 (.612) T-4th in bowl victories
YEARS IN POSTSEASON PLAY	50 T-9th in bowl appearances
BEAVER STADIUM RECORD	297-74 (.801)

### ASSISTANT COACHES

KIRK CIARROCCA	Temple; 1990 Offensive Coordinator/Quarterbacks (1st Season)
BRENT PRY	Buffalo; 1993 Defensive Coordinator/Linebackers (7th Season)
JOE LORIG	Western Oregon; 1995 Special Teams Coordinator/Outside Linebackers (2nd Season)
TIM BANKS	Central Michigan; 1995 Co-Defensive Coordinator/Safeties (5th Season)
TYLER BOWEN	Maryland; 2010 Co-Offensive Coordinator/ Offensive Recruiting Coordinator/Tight Ends (3rd Season)
JOHN SCOTT JR.	Western Carolina; 2000 Defensive Line (1st Season)
JA'UAN SEIDER	West Virginia; 2000 Run Game Coordinator/Running Backs Coach (3rd Season)
TERRY M. SMITH	Penn State; 1991 Assistant Head Coach/ Defensive Recruiting Coordinator/Cornerbacks (7th Season)
TAYLOR STUBBLEFIELD	Purdue; 2004 Wide Receivers (1st Season)
PHIL TRAUTWEIN	Florida; 2007 Offensive Line (1st Season)
DWIGHT GALT	Maryland; 1981 Assistant AD of Performance Enhancement (7th Season)

## NATIONAL POLLS

### PENN STATE IN THE POLLS

Date	CFP	AP	COACHES
Preseason	N/A	7	7
Week 3 (9/13)	N/A	*	*
Week 4 (9/20)	N/A	*	*
Week 5 (9/27)	N/A	10	10
Week 6 (10/4)	N/A	9	8
Week 7 (10/11)	N/A	9	8
Week 8 (10/18)	N/A	8	7
Week 9 (10/25)	N/A	18	17
Week 10 (11/1)	N/A		
Week 11 (11/8)	N/A		
Week 12 (11/15)	N/A		
Week 13 (11/22, 24)			
Week 14 (11/29, 12/1)			
Week 15 (12/6, 8)			
Week 16 (12/13, 15)			
Week 17 (12/20)			

\*Did not appear when season was initially postponed

### AP (Week 9)

1. Clemson (52)	6-0	1539
2. Alabama (10)	5-0	1494
3. <b>Ohio State</b>	<b>1-0</b>	<b>1402</b>
4. Notre Dame	5-0	1353
5. Georgia	3-1	1292
6. Oklahoma State	4-0	1201
7. Cincinnati	4-0	1100
8. Texas A&M	3-1	1094
9. Wisconsin	1-0	950
10. Florida	2-1	933
11. BYU	6-0	906
12. Miami	5-1	888
13. <b>Michigan</b>	<b>1-0</b>	<b>839</b>
14. Oregon	0-0	784
15. North Carolina	4-1	758
16. Kansas State	4-1	562
17. <b>Indiana</b>	<b>1-0</b>	<b>466</b>
18. <b>PENN STATE</b>	<b>0-1</b>	<b>443</b>
19. Marshall	5-0	379
20. Coastal Carolina	5-0	282
21. USC	0-0	243
22. SMU	5-1	208
23. Iowa State	3-2	205
24. Oklahoma	3-2	155
25. Boise State	1-0	113

Others receiving votes: Memphis 105, Liberty 85, Tulane 80, Louisiana 50, Army 44, Auburn 41, Minnesota 40, Utah 36, Northwestern 20, Arkansas 15, Washington 15, Purdue 8, Arizona State 7, Appalachian State 6, California 4, Boston College 2, Texas 2, San Diego State 1

### 2020 Opponents in bold

## THIS DAY IN HISTORY

# OCT. 31

RECORD: 11-8-1

STREAK: W3

Year	Site	Result
1888	H	Penn State 6, Dickinson 6
1896	N	Bucknell 10, Penn State 0
1903	A	Penn State 17, Navy 0
1908	A	Cornell 10, Penn State 4
1914	A	Penn State 17, Lafayette 0
1925	A	Syracuse 7, Penn State 0
1931	H	Pittsburgh 41, Penn State 4
1936	H	Penn State 18, Syracuse 0
1941	N	Penn State 42, NYU 0
1942	A	West Virginia 24, Penn State 0
1953	H	West Virginia 20, Penn State 19
1959	A	Penn State 28, West Virginia 10
1964	H	Penn State 17, Maryland 9
1970	H	Penn State 42, West Virginia 8
1981	A	Miami 17, Penn State 14
1987	H	Penn State 25, West Virginia 21
1992	A	BYU 30, Penn State 17
1998	H	Penn State 27, Illinois 0
2009	A	Penn State 34, Northwestern 13
2015	H	Penn State 39, Illinois 0

## COLLEGE FOOTBALL PLAYOFF

Rankings will be issued five times in 2020, including Selection Day, Sunday, December 20. The dates will be as follows:

- Tuesday, November 24 (7 p.m.)
- Tuesday, December 1 (7 p.m.)
- Tuesday, December 8 (7 p.m.)
- Tuesday, December 15 (7 p.m.)
- Sunday, December 20 - Selection Day (Noon)
- For more information on rankings, the selection committee protocol and voting process, visit collegefootballplayoff.com.

### AMWAY COACHES (Week 8)

1. Clemson (52)	6-0	1540
2. Alabama (8)	5-0	1493
3. <b>Ohio State (2)</b>	<b>1-0</b>	<b>1374</b>
4. Notre Dame	5-0	1368
5. Georgia	3-1	1293
6. Oklahoma State	4-0	1209
7. Cincinnati	4-0	1058
8. Texas A&M	3-1	1055
9. Florida	2-1	1010
10. BYU	6-0	941
11. Wisconsin	1-0	928
12. Miami	5-1	911
13. North Carolina	4-1	796
14. <b>Michigan</b>	<b>1-0</b>	<b>789</b>
15. Oregon	0-0	674
16. Kansas State	4-1	592
17. <b>PENN STATE</b>	<b>0-1</b>	<b>413</b>
18. Marshall	5-0	309
19. <b>Indiana</b>	<b>1-0</b>	<b>302</b>
20. USC	0-0	271
21. Coastal Carolina	5-0	268
22. Iowa State	3-2	215
23. SMU	5-1	192
24. Oklahoma	3-2	138
25. Army	6-1	130

Others receiving votes: Auburn 118, Liberty 112, Memphis 88, Boise State 79, Minnesota 67, Louisiana 62, Utah 45, LSU 37, Boston College 28, Purdue 26, Missouri 25, Northwestern 24, Virginia Tech 22, NC State 20, Tulsa 18, Texas 18, Arkansas 17, Appalachian State 16, UCF 13, Arizona State 10, California 8, Iowa 6, West Virginia 6, Tennessee 6, Wake Forest 5, Stanford 3, Houston 2

### NOTABLE

- In 1942, Penn State played its first night game, at New York's Polo Grounds, against New York University and won, 42-0, in heavy rain on a sloppy field.
- In 1998, sophomore linebacker LaVar Arrington made one of the most spectacular plays in program history, leaping over the Illinois center and guard as the ball was snapped to stop the runner cold just as he got the hand-off. Sports Illustrated later cited the "LaVar Leap" as college football's "defensive play of the year" as the Nittany Lions beat the Fighting Illini, 27-0.
- Penn State has allowed just 13 points over its last three Halloween games, shutting out Illinois twice.

**BIG PLAYERS OF THE WEEK**

**OCT. 24**

OFF: ..... David Bell, Purdue  
 ..... Graham Mertz, Wisconsin  
 DEF: ..... Jamar Johnson, Indiana  
 ..... Olakunle Fatukasi, Rutgers  
 ST: ..... Charlie Kuhbander, Northwestern  
 FR: ..... Graham Mertz, Wisconsin

**BIG STANDINGS**

EAST	BIG TEN		OVERALL			
	W-L	%	W-L	%	AP	USA
Indiana	1-0	1.000	1-0	1.000	1-0	1-0
Michigan	1-0	.000	1-0	1.000	0-0	0-0
Ohio State	1-0	1.000	1-0	1.000	0-0	0-0
Rutgers	1-0	1.000	1-0	1.000	1-0	1-0
<b>PENN STATE</b>	<b>0-1</b>	<b>.000</b>	<b>0-1</b>	<b>.000</b>	<b>0-0</b>	<b>0-0</b>
Maryland	0-1	.000	0-1	.000	0-0	0-0
Michigan State	0-1	.000	0-1	.000	0-0	0-0

WEST	W-L		OVERALL			
	W-L	%	W-L	%	AP	USA
Northwestern	1-0	.000	1-0	1.000	0-0	0-0
Purdue	1-0	1.000	1-0	1.000	0-0	0-0
Wisconsin	1-0	1.000	1-0	1.000	0-0	0-0
Illinois	0-1	.000	0-1	.000	0-1	0-1
Iowa	0-1	.000	0-1	.000	0-0	0-0
Minnesota	0-1	.000	0-1	.000	0-1	0-1
Nebraska	0-1	.000	0-1	.000	0-1	0-1

**BIG TEN SCHEDULE (All Times Eastern)**

**Friday, Oct. 30**

Minnesota at Maryland, 7:30 p.m. (ESPN)

**Saturday, Oct. 31**

Michigan State at Michigan, noon (FOX)

Purdue at Illinois, noon (BTN)

Wisconsin at Nebraska, 3:30 p.m. (FS1)

Indiana at Rutgers, 3:30 p.m. (BTN)

Northwestern at Iowa, 3:30 p.m. (ESPN)

**Ohio State at Penn State, 7:30 p.m. (ABC)**

**Saturday, Nov. 7**

**Maryland at Penn State**

Rutgers at Ohio State

Michigan State at Iowa

Purdue at Wisconsin

Nebraska at Northwestern

Minnesota at Illinois

Michigan at Indiana

**Friday, Nov. 13, 2020**

Iowa at Minnesota, 7 p.m. (FS1)

**Saturday, Nov. 14, 2020**

Ohio State at Maryland

Indiana at Michigan State

Wisconsin at Michigan

Penn State at Nebraska

Northwestern at Purdue

Illinois at Rutgers

**BIG TEN MEDIA SERVICES**

**BIG TEN CONFERENCE RELEASE/STATISTICS:** The Big Ten Conference football release, with standings and statistics, is available at [www.bigten.org](http://www.bigten.org).

**BIG TEN PLAYERS OF THE WEEK:** The Big Ten Conference will be announcing Players of the Week every Monday during the season.

**PENN STATE MEDIA SERVICES**

**FOOTBALL CONTACTS**

**Greg Kincaid (Primary)**  
 Cell: 814-753-2910

E-mail: [grk5016@psu.edu](mailto:grk5016@psu.edu)  
 Twitter: @grk5016

**Kris Petersen (Coaches)**  
 Cell: 814-883-4581

E-mail: [kap18@psu.edu](mailto:kap18@psu.edu)  
 Twitter: @GoPSUKris

**Mark Brumbaugh**  
 Cell: 814-441-9145

E-mail: [mgb28@psu.edu](mailto:mgb28@psu.edu)  
 Twitter: @markbrumbaugh

**Paul Marboe**  
 Cell: 814-777-7604

E-mail: [prm5118@psu.edu](mailto:prm5118@psu.edu)  
 Twitter: @pmarboe33

**Assoc. AD for Strategic Communications:** Kris Petersen

**Associate Directors:** Rose Carter, Greg Kincaid

**Assistant Directors:** Mark Brumbaugh, Pat Donghia,  
 John Hanna, Matt Jackson, Paul Marboe, Nicole Praga,  
 Ryan Snyder, Kevin Stoicovy, Chelsea Vielhauer

**Admin. Assistant:** Cristin Guiher

**Strategic Communications Office:** 814-865-1757

**Website:** [GoPSUsports.com](http://GoPSUsports.com)

**Address:** 101D Bryce Jordan Center,  
 University Park, Pa., 16802

**SUNDAY:**

9 a.m. - Updated stats available at [GoPSUsports.com](http://GoPSUsports.com).

**MONDAY:**

8 p.m. - Game Notes available at [GoPSUsports.com](http://GoPSUsports.com).

**TUESDAY:**

12:30 p.m. - Penn State Weekly Press Conference  
 James Franklin available for questions via Zoom.

To ask a question please contact the Strategic Communications Office at 814-865-1757 prior to 11 a.m. ET. Please contact Strategic Communications for information for video/audio from the press conference.

**TUESDAY-WEDNESDAY:**

9 a.m. - 2 p.m. - Player Interviews  
 Selected players available interviews via Zoom. For information, please contact Greg Kincaid in PSU Strategic Communications.

**WEDNESDAY:**

Approximately 6:45 p.m. - Post-Practice Zoom Conference  
 James Franklin and one player will be available post-practice via Zoom.

**THURSDAY:**

TBA: Thursday Assistant Coach Zoom conference  
 For information, please contact Greg Kincaid in PSU Strategic Communications.

6:05 p.m. - "The Penn State Coaches Show Featuring James Franklin Presented by Pepsi" broadcast live on the Penn State Sports Network and LionVision on [GoPSUsports.com](http://GoPSUsports.com).

**SATURDAY:**

Post-Game: James Franklin and selected players will be available immediately following the game.  
 Please contact Strategic Communications for Zoom conference information and access to the Media Center to download audio and video.

MONDAY	TUESDAY	WEDNESDAY	THURSDAY	FRIDAY	SATURDAY	SUNDAY
Game Notes Available by 8 p.m. on <a href="http://GoPSUsports.com">GoPSUsports.com</a>	James Franklin Press Conference via Zoom 12:30 p.m. (ET)  Player Zoom Conferences	James Franklin via Zoom Approx. 6:45 p.m.  Player Zoom Conferences	PSU Asst. Coach Zoom Conference  The Penn State Coaches Show Presented by Pepsi 6:05 p.m. <a href="http://GoPSUsports.com">GoPSUsports.com</a>	No Coach/Player Availability	Ohio State 7:30 p.m.  ABC/Penn State Sports Network  Beaver Stadium	Updated Statistics Available 9 a.m. <a href="http://GoPSUsports.com">GoPSUsports.com</a>





## FRANKLIN FILE

**Born:** February 2, 1972  
**Hometown:** Langhorne, Pa.  
**Wife:** Fumi  
**Daughters:** Shola & Addison

**Education:**  
 Neshaminy High School, 1990  
 East Stroudsburg, 1995; B.S. in Psychology  
 Washington State, 1999; M.A. in Educational Leadership

**Playing Career:**  
 East Stroudsburg; Quarterback, 1991-94

### Coaching Experience

Year	Position	Team
2014-pres.	Head Coach	Penn State
2011-13	Head Coach	Vanderbilt
2008-10	Asst HC/Off. Coord./QBs	Maryland
2006-07	Off. Coord./QBs	Kansas State
2005	Wide Receivers	Green Bay Packers
2000-04	Recruiting Coord./WRs	Maryland
1999	Wide Receivers	Idaho State
1998	Grad. Asst./Tight Ends	Washington State
1997	Wide Receivers	James Madison
1996	Grad. Asst./Secondary	East Stroudsburg
1995	Wide Receivers	Kutztown

## CAREER RECORD

### VANDERBILT

Year	Overall	Conf.	Final AP; Notes
2011	6-7	2-6	Liberty Bowl (L)
2012	9-4	4-4	No. 23; Music City Bowl (W)
2013	9-4	5-3	No. 20; BBVA Compass Bowl (W)
<b>3 yrs</b>	<b>24-15</b>	<b>11-13</b>	

### PENN STATE

Year	Overall	Conf.	Final AP; Notes
2014	7-6	2-6	Pinstripe Bowl (W, OT)
2015	7-6	4-4	TaxSlayer Bowl (L)
2016	11-3	8-1	No. 7; Big Ten Champs, Rose Bowl (L)
2017	11-2	7-2	No. 8; Fiesta Bowl (W)
2018	9-4	6-3	No. 17; Citrus Bowl (L)
2019	11-2	7-2	No. 9; Cotton Bowl (W)
2020	0-1	0-1	
<b>7 yrs</b>	<b>56-24</b>	<b>34-19</b>	

### CAREER

	Overall	Conf.	Bowls
<b>10 yrs</b>	<b>80-39</b>	<b>45-32</b>	<b>Won 5, Lost 4</b>

## HEAD COACH JAMES FRANKLIN

### CAREER AT A GLANCE

- Franklin was named the 16th head football coach in the storied history of the Nittany Lion program on January 11, 2014.
- Franklin is one of four current FBS head coaches to lead his teams to a bowl game in each of his first nine seasons as a head coach.
- Franklin is one of three current Big Ten coaches (Ryan Day, Kirk Ferentz) to have won a Big Ten Championship.
- He owns an 80-39 career record, with eight consecutive winning seasons, entering 2020.
- Franklin has led his teams to three Top 10 finishes (3 at Penn State) and six Top 25 finishes (2 at Vanderbilt; 4 at Penn State).
- Under Franklin, Penn State is one of four teams (Clemson, Ohio State, Oklahoma) to rank in the top 12 of the CFP final rankings in each of the last four seasons.
- Franklin has led the Nittany Lions to three New Year's Six bowls - 2016 (Rose), 2017 (Fiesta) and 2019 (Cotton) - in the last four years, making Penn State one of eight teams to accomplish the feat. Penn State last went to three New Year's Six bowls in four years in 1980-83 (1980 Fiesta, 1982 Fiesta, 1983 Sugar).
- Franklin's squads have won two New Year's Six bowl games in the last three years, making the Nittany Lions one of seven teams to do so.
- Franklin guided Penn State to back-to-back New Year's Six bowls in 2016 (Rose) and 2017 (Fiesta) for the first time since 1985 (Orange) and 1986 (Fiesta).
- Over the last four years, Penn State has 42 wins, the most in program history for the Big Ten era, and 28 league wins, a program-best.
- Franklin has led Penn State to 32 home wins in the past five seasons to rank fourth in the FBS. Those 32 wins have included a trio of undefeated home slates.
- Franklin has 25 years of coaching experience at the collegiate and NFL level.
- In his first nine years as a head coach, Franklin mentored 81 players who have gone on to the NFL ranks.
- Penn State had six players selected in both the 2018 and 2019 NFL Draft and five players picked in 2020, marking the third-straight year that Penn State has had at least five draft picks, the first time that has happened since 1991-93. Penn State is only one of five programs to produce at least five draft picks in each of the last three drafts.
- Franklin has secured top-25 recruiting classes each of his last eight seasons, including a top-5 class at Penn State in 2018.

### NITTANY LIONS ON THE FIELD

- Penn State earned its third 11-win season in the last four years with an 11-2 record in **2019**, including a win over No. 17 Memphis in the Goodyear Cotton Bowl Classic. The Nittany Lions posted their fourth-straight top 12 finish in the final CFP rankings, coming in 10th, and were ranked ninth in the final Associated Press and Amway Coaches polls to earn their 25th AP Top 10 finish. Franklin was a finalist for the Paul "Bear" Bryant National Coach of the Year award for the second time at Penn State (2016) and third time in his head coaching career.
- In **2018**, the Nittany Lions posted their third-straight season with at least nine wins with a 9-4 overall record, earning a berth in the VRBO Citrus Bowl. Penn State finished No. 12 in the final CFP rankings and No. 17 in the Associated Press and Amway Coaches polls.
- Penn State dimmed as high as No. 2 in the rankings in **2017** and appeared in a second-straight New Year's Six bowl, earning a 35-28 win over No. 11 Washington in the PlayStation Fiesta Bowl. At 11-2, the Nittany Lions earned back-to-back 11-win seasons for the fifth time in program history and first time since 2008 and 2009. Penn State finished the season No. 8 in the Associated Press and Amway Coaches polls and No. 9 in the final CFP rankings.
- Penn State surged in **2016**, winning nine consecutive games en route to the Big Ten Championship, a Rose Bowl berth and an 11-3 overall record. Penn State finished the season ranked No. 5 in the College Football Playoff rankings and No. 7 in the Associated Press and Amway Coaches polls. It was Penn State's highest finish in the polls since 2005. The Lions claimed their fourth overall Big Ten Championship and first outright title since 1994 with a thrilling, 38-31 comeback win over Wisconsin in the Big Ten Championship Game. Franklin was honored as Sporting News National Coach of the Year and the Woody Hayes National Coach of the Year, as well as the Dave McLain Big Ten Coach of the Year and Associated Press Big Ten Coach of the Year.
- Franklin guided the Nittany Lions to a 7-6 record in **2015** and a berth in the TaxSlayer Bowl.
- Franklin's first season in **2014** was bookended with a pair of thrilling victories for the Nittany Lions. It began with a final-play 26-24 victory over UCF in Dublin, Ireland, in Penn State's first-ever international game and ended with a comeback, a 31-30 overtime win over Boston College in the New Era Pinstripe Bowl in Yankee Stadium. Franklin became just the third Penn State coach to lead the team to at least seven wins in his first season, joining Dick Harlow (1915) and Bill O'Brien (2012), and he guided the Nittany Lions to a 4-0 start, joining Harlow as the only first-year Penn State coaches to win their initial four games.

### NITTANY LIONS IN THE CLASSROOM

- The Nittany Lions posted their first 1,000 single-year APR in program history in 2018-19, topping the previous high of 993 in 2014-15.
- Punter Blake Gillikin took home CoSIDA Academic All-America® first-team honors in 2019 for the second-straight year to become the 12th two-time first-team selection in Penn State history. He graduated with a perfect 4.0 grade-point average in May. Gillikin's two first-team CoSIDA Academic All-America honors increase Penn State football's total to 67 honorees, which ranks second in Division I football history.
- Trace McSorley was selected as a 2018 National Football Foundation (NFF) Scholar-Athlete and a finalist for the Campbell Trophy, known as the "Academic Heisman." He was the 18th Nittany Lion to be selected as an NFF Scholar-Athlete.
- The Nittany Lions had a program-record 35 student-athletes claim Academic All-Big Ten honors in the fall of 2017.
- Tyler Yazujian collected a berth on the CoSIDA Academic All-America® first team in 2016 after an appearance on the second team in 2015.
- The 2020 spring semester saw the Nittany Lions post a record 89 squad members with at least a 3.0 grade-point average (GPA) with the University's alternative COVID-19 grading system in place. The figure surpassed the mark of 56 set in the 2015 fall semester for the most 3.0 students in a semester in football program history.
- A total of 36 Nittany Lions posted a 3.5 GPA or higher while taking at least 12 credits in the 2020 spring semester, marking a school record for Dean's List honorees. A total of 14 student-athletes posted a perfect 4.0 for the 2020 semester, also a school record.
- A program record nine Nittany Lions were named 2019-20 Big Ten Distinguished Scholars.
- Additionally, 28 Nittany Lions earned Academic All-Big Ten recognition in 2019.
- A total of 52 squad members compiled at least a 3.0 GPA in the fall of 2019, the third-highest semester total in program history.

### NITTANY LIONS IN THE COMMUNITY

- The Nittany Lions are active in the community, participating in activities such as Uplifting Athletes, THON, Pennsylvania Special Olympics Summer Games, State College Area Food Bank and Penn State Hershey Children's Hospital visits.
- On June 15, 2020, Franklin was named to the Big Ten Anti-Hate and Anti-Racism Coalition.
- As part of the Cotton Bowl festivities in 2019, Franklin and his family made a \$10,000 financial commitment to the Dallas Children's Hospital.
- In August 2019, Franklin was named a Penn State University Renaissance Fund honoree, which awards outstanding community members for helping students in need.



**BOWL GAMES AS A COACH**

**As a Head Coach:**

2019 Cotton Bowl	PSU	W	53-39
2019 Citrus Bowl	PSU	L	27-24
2017 Fiesta Bowl	PSU	W	35-28
2017 Rose Bowl	PSU	L	52-49
2016 TaxSlayer Bowl	PSU	L	24-17
2014 Pinstripe Bowl	PSU	W	31-30 (OT)
2014 BBVA Compass Bowl	VU	W	41-24
2012 Music City Bowl	VU	W	38-24
2011 Liberty Bowl	VU	L	31-24

**As an Assistant Coach:**

2010 Military Bowl	UMD	W	51-20
2008 Humanitarian Bowl	UMD	W	42-35
2006 Texas Bowl	KSU	L	37-10
2002 Orange Bowl	UMD	L	56-23
2004 Gator Bowl	UMD	W	41-7
2002 Peach Bowl	UMD	W	30-3

**COACHING HONORS**

- 2019 Paul "Bear" Bryant Coach of the Year Finalist
- 2016 Sporting News National Coach of the Year
- Woody Hayes National Coach of the Year
- Maxwell Club Tri-State Coach of the Year
- College Sports Madness National Coach of the Year
- Eddie Robinson Coach of the Year Finalist
- Paul "Bear" Bryant Coach of the Year Finalist
- Associated Press Coach of the Year Finalist
- George Munger College Coach of the Year Semifinalist
- Big Ten Dave McClain Coach of the Year (media vote)
- Associated Press Big Ten Coach of the Year
- Athlon Sports Big Ten Coach of the Year
- ECAC Division I FBS Coach of the Year
- The Dodd Trophy Coach of the Week. (Oct. 24)
- 2012 Paul "Bear" Bryant Coach of the Year Finalist

**ALL-AMERICANS AS A HEAD COACH**

2019 Micah Parsons . 1st Team (Consensus)	2015 Carl Nassib . . . . . 1st Team (Consensus)
Pat Freiermuth . . . . . 2nd Team	2014 Mike Hull . . . . . 2nd Team
2017 Saquon Barkley . 1st Team (Consensus)	2013 Jordan Matthews . . . . . 1st Team
Mike Gesicki . . . . . 2nd Team	2012 Jordan Matthews . . . . . 3rd Team
2016 Saquon Barkley . . . . . 3rd Team	2011 Casey Hayward . . . . . 2nd Team

**AWARD WINNERS AS A HEAD COACH**

2019 Micah Parsons	Butkus-Fitzgerald Big Ten Linebacker of the Year
2017 Saquon Barkley	Paul Hornung Award Winner
	Graham-George Big Ten Offensive Player of the Year
	Ameche-Dayne Big Ten Running Back of the Year
	Rodgers-Dwight Big Ten Return Specialist of the Year
	Chicago Tribune Silver Football Award
Brandon Smith	Allstate AFCA Good Works Team
2016 Saquon Barkley	Graham-George Big Ten Offensive Player of the Year
	Ameche-Dayne Big Ten Running Back of the Year
	Chicago Tribune Silver Football Award
Tyler Davis	Vlade Award
2015 Carl Nassib	Rotary Lombardi Award
	Ted Hendricks Award
	Lott IMPACT Award
	CBS Sports National Defensive Player of the Year
	Nagurski-Woodson Big Ten Defensive Player of the Year
Ben Kline	Allstate AFCA Good Works Teams
2014 Mike Hull	Butkus-Fitzgerald Big Ten Linebacker of the Year

**NFL DRAFT PICKS**

**As a Head Coach:**

2020 Yetur Gross-Matos	2	38	Panthers	Adrian Amos	5	142	Bears
KJ Hamler	2	46	Broncos	Jesse James	5	160	Steelers
John Reid	4	141	Texans	2014 Jordan Matthews	2	42	Eagles
Cam Brown	6	183	Giants	Wesley Johnson	5	173	Steelers
Robert Windsor	6	193	Colts	Andre Hal	7	216	Texans
2019 Miles Sanders	2	53	Eagles	2013 Zac Stacy	5	160	Rams
Connor McGovern	3	90	Cowboys	Ryan Seymour	7	220	Seahawks
Shareef Miller	4	138	Eagles	2012 Casey Hayward	2	62	Packers
Amani Oruwariye	5	146	Lions	Tim Fugger	7	214	Colts
Trace McSorley	6	197	Ravens	<i>(V) - Indicates Franklin coached NFL Draft pick while at Vanderbilt.</i>			
Nick Scott	7	243	Rams	<b>As an Assistant Coach:</b>			
2018 Saquon Barkley	1	2	Giants	2011 Torrey Smith	2	58	Ravens
Mike Gesicki	2	42	Dolphins	Da'Rel Scott	7	211	Giants
Oren Burks (V)	3	88	Packers	2010 Bruce Campbell	4	106	Raiders
Troy Apke	4	109	Redskins	2009 Darrius Heyward-Bey	1	7	Raiders
DaeSean Hamilton	4	113	Broncos	Josh Freeman	1	17	Buccaneers
Marcus Allen	5	148	Steelers	Jaimie Thomas	7	236	Colts
Christian Campbell	6	182	Cardinals	Dan Gronkowski	7	255	Lions
2017 Zach Cunningham (V)	2	57	Texans	2008 Jordy Nelson	2	36	Packers
Chris Godwin	3	84	Buccaneers	2007 Yamon Figurs	3	74	Ravens
Will Holden (V)	5	157	Cardinals	Thomas Clayton	6	186	49ers
2016 Austin Johnson	2	43	Titans				
Christian Hackenberg	2	51	Jets				
Carl Nassib	2	65	Browns				
Anthony Zettel	6	202	Lions				
Jordan Lucas	6	204	Dolphins				
Stephen Weatherly (V)	7	227	Vikings				
2015 Donovan Smith	2	34	Buccaneers				

**ALL-CONFERENCE SELECTIONS AS A HEAD COACH**

2019 Yetur Gross-Matos . 1st	2018 Amani Oruwariye ... 1st	2017 Marcus Allen ..... 1st	2016 Saquon Barkley ..... 1st	2015 Carl Nassib..... 1st	2013 Kenny Ladler ..... 1st
Micah Parsons ..... 1st	Yetur Gross-Matos .. 1st	Saquon Barkley ..... 1st	Tyler Davis ..... 1st	Saquon Barkley ..... 2nd	Jordan Matthews ... 1st
Pat Freiermuth ..... 2nd	Trace McSorley ..... 2nd	(RB & RS)	Trace McSorley ..... 2nd	Chris Godwin ..... 2nd	Andre Hal ..... 2nd
Steven Gonzalez ..... 2nd	Miles Sanders ..... 2nd	Mike Gesicki ..... 1st	Garrett Sickels ..... 2nd	Austin Johnson ..... 2nd	Wesley Johnson ..... 2nd
KJ Hamler ..... 2nd (WR)	Ryan Bates ..... 3rd	Jason Cabinda ..... 2nd	Anthony Zettel ..... 3rd	Anthony Zettel ..... 3rd	
HM (RS)	Connor McGovern ... 3rd	Blake Gillikin ..... 2nd	Evan Schwan ..... 3rd	Marcus Allen ..... HM	2012 Jordan Matthews ... 1st
Shaka Toney ..... 2nd	Shareef Miller ..... 3rd	DaeSean Hamilton 2nd	Jason Cabinda ..... 3rd	Jason Cabinda ..... HM	Richard Kent ..... 2nd
Cam Brown ..... 3rd	Pat Freiermuth ..... HM	Trace McSorley ..... 2nd	Marcus Allen ..... 3rd	Grant Haley ..... HM	Zac Stacy ..... 2nd
Tariq Castro-Fields . 3rd	Steven Gonzalez ..... HM	Amani Oruwariye .. 2nd	Chris Godwin ..... 3rd	DaeSean Hamilton .. HM	
Robert Windsor ..... 3rd	KJ Hamler ..... HM	DeAndre Thompkins . 2nd	Brandon Bell ..... HM	Trevor Williams ..... HM	2011 Tim Fugger ..... 2nd
Journey Brown ..... HM	(WR & RS)	Ryan Bates ..... 3rd	Parker Cothren ..... HM		Casey Hayward ..... 2nd
Sean Clifford ..... HM	Micah Parsons ..... HM	Shareef Miller ..... 3rd	Brian Gaia ..... HM	2014 Mike Hull ..... 1st	Zac Stacy ..... 2nd
Will Fries ..... HM	John Reid ..... HM	Troy Apke ..... HM	Blake Gillikin ..... HM	Anthony Zettel ..... 1st	<i>HM - honorable mention</i>
Blake Gillikin ..... HM	Nick Scott ..... HM	Christian Campbell . HM	John Reid ..... HM	Sam Ficken ..... 2nd	
Michal Menet ..... HM	Garrett Taylor ..... HM	Curtis Cothran ..... HM		DaeSean Hamilton .. 2nd	
Jan Johnson ..... HM	Robert Windsor ..... HM	Parker Cothren ..... HM		Adrian Amos ..... HM	
Jake Pinegar ..... HM		Grant Haley ..... HM		Deion Barnes ..... HM	
John Reid ..... HM		Juwan Johnson ..... HM		Jesse James ..... HM	
Garrett Taylor ..... HM				Austin Johnson ..... HM	
Lamont Wade ..... HM				Jordan Lucas ..... HM	
				Angelo Mangiro ..... HM	
				Trevor Williams ..... HM	

**PENN STATE**

**Total Offense Highs**

673.....Idaho, 2019  
643.....Kent State, 2018  
619.....at Maryland, 2019  
609.....Nebraska, 2017  
599.....Iowa, 2016  
591.....at Illinois, 2018  
579.....at Iowa, 2018  
569.....Akron, 2017  
565.....Maryland, 2018  
549.....at Rutgers, 2016

**Total Offense Lows**

180.....at Temple, 2015  
186.....at Michigan, 2018  
191.....at Michigan, 2016  
207.....Michigan, 2015  
214.....at Michigan, 2014  
219.....Maryland, 2014  
227.....at Ohio State, 2019  
233.....Michigan State, 2014  
240.....Ohio State, 2014  
264.....Army, 2015

**First Down Highs**

35.....Idaho, 2019  
32.....Nebraska, 2017  
31.....at Illinois, 2018  
30.....at Maryland, 2019  
29.....at Iowa, 2017  
28.....Maryland, 2016  
28.....at Maryland, 2017  
28.....Maryland, 2018  
27.....Akron, 2014  
**27.....at Indiana, 2020**

**First Down Lows**

9.....at Temple, 2015  
11.....at Michigan, 2018  
12.....Army, 2015  
12.....at Michigan, 2016  
13.....Ohio State, 2016  
14.....Northwestern, 2014  
14.....at Ohio State, 2015  
14.....Michigan, 2015  
14.....Pittsburgh, 2017  
14.....Michigan State, 2018  
14.....Buffalo, 2019  
14.....Michigan, 2019

**Rushing Yardage Highs**

396.....vs. Memphis, 2019  
387.....at Illinois, 2018  
372.....Maryland, 2016  
359.....Iowa, 2016  
340.....at Rutgers, 2016  
331.....Idaho, 2019  
330.....Rutgers, 2015  
310.....Maryland, 2018  
297.....Kent State, 2018  
295.....at Iowa, 2017

**Rushing Yardage Lows**

16.....Ohio State, 2014  
38.....Michigan State, 2014  
39.....Indiana, 2017  
42.....Maryland, 2014  
48.....at Maryland, 2015  
50.....Northwestern, 2014  
51.....vs. Wisconsin, 2016  
54.....at Michigan, 2014  
57.....vs. UCF, 2014  
64.....at Rutgers, 2014

**Rushing Attempts Highs**

62.....Maryland, 2016  
53.....Iowa, 2019  
53.....vs. Memphis, 2019  
52.....Iowa, 2016  
**52.....at Indiana, 2020**  
51.....at Iowa, 2017  
51.....at Illinois, 2018  
49.....at Rutgers, 2016  
48.....at Maryland, 2017  
47.....Temple, 2014  
47.....at Illinois, 2014

**Rushing Attempts Lows**

22.....Michigan State, 2014  
22.....Michigan, 2015  
24.....Pittsburgh, 2017  
24.....Georgia State, 2017  
24.....Buffalo, 2019  
25.....Northwestern, 2014  
27.....at Temple, 2015  
28.....vs. UCF, 2014  
28.....at Michigan, 2016  
28.....Minnesota, 2016

**Passing Yardage Highs**

454.....vs. UCF, 2014  
421.....at Maryland, 2019  
401.....at Michigan State, 2017  
386.....Michigan State, 2016  
384.....vs. Wisconsin, 2016  
371.....vs. Boston College, 2014  
360.....Georgia State, 2017  
346.....Nebraska, 2017  
346.....Kent State, 2018  
342.....vs. Washington, 2017  
342.....Idaho, 2019

**Passing Yardage Lows**

81.....vs. Rutgers, 2019  
93.....at Illinois, 2014  
103.....at Temple, 2015  
112.....Temple, 2014  
118.....at Michigan, 2018  
120.....at Ohio State, 2015  
121.....at Michigan, 2016  
128.....Buffalo, 2015  
128.....at Ohio State, 2019  
133.....vs. Memphis, 2019

**Passing Attempt Highs**

50.....Ohio State, 2014  
50.....vs. Boston College, 2014  
48.....at Iowa, 2017  
48.....at Michigan State, 2017  
47.....vs. UCF, 2014  
47.....at Michigan State, 2015  
46.....Northwestern, 2014  
45.....Michigan State, 2014  
44.....at Rutgers, 2014  
44.....at Minnesota, 2019

**Passing Attempt Lows**

13.....at Ohio State, 2015  
15.....vs. Rutgers, 2019  
16.....at Illinois, 2014  
17.....at Michigan, 2018  
18.....Iowa, 2016  
19.....Rutgers, 2015  
19.....Army, 2015  
19.....Maryland, 2016  
20.....at Illinois, 2018  
20.....vs. Memphis, 2019

**Passing Completion Highs**

34.....vs. Boston College, 2014  
32.....vs. UCF, 2014  
32.....vs. Washington, 2014  
31.....Ohio State, 2014  
31.....at Iowa, 2017  
29.....at Northwestern, 2017  
29.....at Maryland, 2018  
27.....at Michigan State, 2015  
27.....at Michigan State, 2017  
26.....Nebraska, 2017

**Passing Completion Lows**

7.....at Ohio State, 2015  
8.....at Illinois, 2014  
8.....Ohio State, 2016  
8.....at Michigan, 2018  
8.....vs. Rutgers, 2019  
10.....Rutgers, 2015  
10.....Army, 2015  
10.....Maryland, 2016  
11.....at Temple, 2015  
11.....Iowa, 2016  
11.....Indiana, 2019  
11.....vs. Memphis, 2019

**Scoring Highs**

79.....Idaho, 2019  
66.....at Maryland, 2017  
63.....Kent State, 2018  
63.....at Illinois, 2018  
62.....Purdue, 2016  
59.....at Maryland, 2019  
56.....Georgia State, 2017  
56.....Nebraska, 2017  
53.....vs. Memphis, 2019  
52.....Akron, 2017

**Scoring Lows**

6.....Northwestern, 2014  
7.....at Michigan, 2018  
10.....Michigan State, 2014  
10.....at Temple, 2015  
10.....at Ohio State, 2015  
10.....at Michigan, 2016  
13.....at Rutgers, 2014  
13.....at Michigan, 2014  
13.....at Indiana, 2014  
14.....at Illinois, 2014

**Total Offense Highs**

575.....vs. USC, 2016  
554.....at Indiana, 2018  
542.....vs. Memphis, 2019  
529.....at Ohio State, 2017  
515.....at Michigan, 2016  
474.....at Michigan State, 2017  
469.....Minnesota, 2016  
466.....vs. Maryland, 2015  
466.....Nebraska, 2017  
462.....Indiana, 2019

**Total Offense Lows**

87.....at Rutgers, 2016  
104.....Purdue, 2019  
128.....at Maryland, 2019  
145.....Idaho, 2019  
159.....Akron, 2017  
167.....Illinois, 2015  
194.....Maryland, 2014  
200.....Rutgers, 2017  
**211.....at Indiana, 2020**  
221.....at Indiana, 2014  
221.....Kent State, 2018

**First Down Highs**

33.....vs. USC, 2016  
32.....at Indiana, 2018  
31.....Minnesota, 2016  
27.....at Ohio State, 2017  
27.....at Ohio State, 2019  
27.....vs. Memphis, 2019  
26.....Michigan State, 2016  
26.....at Illinois, 2018  
26.....Michigan, 2019  
25.....at Ohio State, 2015  
25.....at Michigan, 2016  
25.....at Michigan State, 2017  
25.....Michigan State, 2018

**First Down Lows**

5.....at Rutgers, 2016  
5.....Idaho, 2019  
8.....Temple, 2014  
8.....Purdue, 2019  
10.....Rutgers, 2017  
10.....at Maryland, 2019  
11.....vs. UCF, 2014  
11.....Maryland, 2016  
11.....at Iowa, 2017  
11.....at Maryland, 2017

**Rushing Yardage Highs**

341.....at Pitt, 2016  
326.....at Michigan, 2016  
315.....at Ohio State, 2015  
285.....vs. Boston College, 2014  
261.....Army, 2015  
259.....at Michigan, 2018  
245.....at Pittsburgh, 2018  
245.....at Illinois, 2018  
241.....vs. Maryland, 2015  
241.....vs. Wisconsin, 2016

**Rushing Yardage Lows**

-19.....Purdue, 2019  
3.....UMass, 2014  
4.....Idaho, 2019  
24.....vs. UCF, 2014  
24.....Pittsburgh, 2019  
30.....Iowa, 2016  
33.....Maryland, 2014  
37.....Illinois, 2015  
38.....vs. Temple, 2016  
39.....at Rutgers, 2016

**OPPONENTS**

**Rushing Attempts Highs**

61.....at Ohio State, 2019  
58.....Buffalo, 2019  
57.....Ohio State, 2014  
56.....at Pitt, 2016  
55.....Army, 2015  
55.....at Rutgers, 2018  
52.....at Pittsburgh, 2018  
52.....at Michigan, 2018  
50.....at Ohio State, 2015  
49.....at Michigan, 2016  
49.....vs. Wisconsin, 2016  
49.....Georgia State, 2017

**Rushing Attempts Lows**

20.....Temple, 2014  
23.....at Iowa, 2017  
25.....Akron, 2014  
25.....at Maryland, 2017  
25.....Pittsburgh, 2019  
26.....Purdue, 2016  
26.....Iowa, 2016  
26.....Nebraska, 2017  
26.....vs. Washington, 2017  
**26.....at Indiana, 2020**  
27.....at Illinois, 2014  
27.....Illinois, 2015

**Passing Yardage Highs**

479.....vs. Memphis, 2019  
453.....vs. USC, 2016  
400.....at Michigan State, 2017  
399.....Nebraska, 2017  
372.....Pittsburgh, 2019  
371.....Indiana, 2019  
344.....at Indiana, 2016  
339.....at Minnesota, 2019  
330.....at Indiana, 2018  
328.....at Ohio State, 2017

**Passing Yardage Lows**

32.....Army, 2015  
43.....Rutgers, 2017  
46.....at Rutgers, 2018  
48.....at Rutgers, 2016  
55.....at Pittsburgh, 2018  
60.....Wisconsin, 2018  
68.....at Indiana, 2014  
68.....at Maryland, 2019  
74.....Ohio State, 2014  
86.....Akron, 2017

**Passing Attempt Highs**

56.....at Michigan State, 2017  
55.....Purdue, 2016  
55.....at Indiana, 2018  
54.....vs. USC, 2016  
53.....Michigan State, 2018  
53.....vs. Memphis, 2019  
51.....Pittsburgh, 2019  
50.....Iowa, 2018  
46.....Akron, 2014  
46.....Michigan State, 2016

**Passing Attempt Lows**

1.....Army, 2015  
15.....at Pitt, 2016  
15.....vs. Kentucky, 2018  
16.....Maryland, 2016  
16.....at Rutgers, 2018  
17.....at Rutgers, 2016  
17.....at Michigan, 2018  
18.....at Pittsburgh, 2018  
19.....Ohio State, 2014  
19.....at Ohio State, 2015

**Passing Completion Highs**

36.....Purdue, 2016  
35.....at Indiana, 2018  
35.....Pittsburgh, 2019  
33.....vs. USC, 2016  
33.....at Ohio State, 2017  
33.....at Michigan State, 2017  
33.....vs. Memphis, 2019  
31.....Indiana, 2019  
28.....Ohio State, 2016  
27.....Rutgers, 2015

**Passing Completion Lows**

1.....Army, 2015  
5.....at Rutgers, 2018  
7.....at Rutgers, 2016  
7.....Rutgers, 2017  
9.....at Pittsburgh, 2018  
9.....Wisconsin, 2018  
9.....vs. Kentucky, 2018  
10.....San Diego St., 2015  
10.....Maryland, 2016  
11.....vs. Boston College, 2014  
11.....at Pitt, 2016  
11.....at Michigan, 2018  
11.....at Maryland, 2019

**Scoring Highs**

55.....at Michigan State, 2015  
52.....vs. USC, 2016  
49.....at Michigan, 2016  
44.....Nebraska, 2017  
42.....at Pitt, 2016  
42.....at Michigan, 2018  
39.....at Ohio State, 2017  
39.....vs. Memphis, 2019  
38.....at Ohio State, 2015  
38.....Appalachian State, 2018

**Scoring Lows**

0.....Illinois, 2015  
0.....at Rutgers, 2016  
0.....Akron, 2017  
0.....Georgia State, 2017  
0.....at Maryland, 2019  
3.....Rutgers, 2015  
3.....Akron, 2014  
3.....at Maryland, 2017  
3.....Maryland, 2018  
6.....Rutgers, 2017  
6.....at Pittsburgh, 2018

**SERIES NOTES**

**HEAD COACH RYAN DAY**

- Ryan Day became the 25th head football coach at Ohio State on Jan. 2, 2019.
- Day enters his second full season with a career record of 17-1, an 11-0 mark in Big Ten Conference games and a Big Ten Championship and College Football Playoff appearance last season.
- A QB coach for the San Francisco 49ers in 2016 under Chip Kelly and in 2015 for the Philadelphia Eagles under Kelly, Day is in his fourth season overall at Ohio State and his 19th season as a coach in the NFL or collegiate ranks. He was Ohio State's offensive coordinator and quarterbacks coach from 2017-18.
- Day was a three-year starting quarterback at New Hampshire when Chip Kelly was offensive coordinator and quarterbacks coach, graduating in 2002.

**SCOUTING THE BUCKEYES**

- Ohio State won its season-opening game at Nebraska, 52-17, and moved up to No. 3 in both polls.
- The Buckeyes reached the College Football Playoff last season and won the 2019 Big Ten Championship. They are returning 46 letterwinners and 10 starters from that team.
- Ohio State has scored 50 or more points 17 times in its last 43 games.
- Quarterback Justin Fields completed 20-of-21 passes against the Huskers for the second highest single-game completion percentage in Big Ten history.
- Fields and offensive guard Wyatt Davis were both preseason All-American selections.
- The Ohio State defense lost seven starters from a squad that allowed just 13.6 points per game in 2019. However, preseason All-American cornerback Shaun Wade is among the returners, while linebackers Tuf Borland and Pete Werner bring 61 combined career starts.

**TOP PERFORMANCES - PENN STATE**

**Rushing**

Trace McSorley	25 for 125 yds ('18)
Saquon Barkley	26 for 194 yds ('15)
Eric McCoo	22 for 211 yds ('99)
Curtis Enis	23 for 211 yds, 1 TD ('97)

**Passing**

Trace McSorley	16-of-32, 286 yds, 2 TD ('18)
Christian Hackenberg	31-of-49, 224 yds, 1 TD ('14)
Matt McGloin	27-of-45, 327 yds, 2 TD ('12)
Zack Mills	17-of-32, 280 yds, 2 TD ('01)
Kerry Collins	19-of-23, 265 yds ('94)

**Receiving**

KJ Hamler	4 for 138 yds, 1 TD ('19)
DaeSean Hamilton	14 for 126 yds ('14)
Allen Robinson	12 for 173 yds, 1 TD ('13)
Graham Zug	7 for 96 yds ('09)
Bobby Engram	6 for 102 yds, 1 TD ('94)

**TOP PERFORMANCES - OHIO STATE**

**Rushing**

J.K. Dobbins	36 for 157 yds, 2 TD ('19)
Ezekiel Elliott	27 for 153 yds, 1 TD ('15)
J.T. Barrett	11 for 106 yds, 2 TD ('15)
Ezekiel Elliott	26 for 119 yds, 1 TD ('14)
Braxton Miller	25 for 134 yds, 2 TD ('12)
Dan Herron	21 for 190 yds, 1 TD ('10)
Jeff Logan	25 for 160 yds ('76)

**Passing**

Dwayne Haskins	22-of-39, 270 yds, 3 TD ('18)
J.T. Barrett	33-of-39, 328 yds, 4 TD ('17)
Joe Germaine	29-of-43, 378 yds, 2 TD ('97)

**Receiving**

David Boston	14 for 153 yds, 1 TD ('97)
Terry Glenn	9 for 175 yds, 2 TD ('95)

**SERIES RECORD**

Penn State and Ohio State first met in 1912 and met a total of eight times before Penn State joined the Big Ten for the 1993 season. The two teams have met annually since. The Buckeyes hold a 21-14 lead in the series, and an 8-6 lead in Happy Valley.

The last four games have been decided by just 16 total points, with Ohio State winning each of the last three games by just 13 points, including a one-point win the last time it visited Beaver Stadium.

Year	Site	Result
1912	Away	Penn State, 37-0
1956	Away	Penn State, 7-6
1963	Away	Penn State, 10-7
1964	Away	Penn State, 27-0
1975	Away	Ohio State, 17-9
1976	Home	Ohio State, 12-7
1978	Away	Penn State, 19-0
1980	Away	Penn State, 31-19
1993	Away	Ohio State, 24-6
1994	Home	Penn State, 63-14
1995	Home	Ohio State, 28-25
1996	Away	Ohio State, 38-7
1997	Home	Penn State 31-27
1998	Away	Ohio State, 28-9
1999	Home	Penn State, 23-10
2000	Away	Ohio State, 45-6
2001	Home	Penn State, 29-27
2002	Away	Ohio State, 13-7
2003	Home	Ohio State, 21-20
2004	Away	Ohio State, 21-10
2005	Home	Penn State, 17-10
2006	Away	Ohio State, 28-6
2007	Home	Ohio State, 37-17
2008	Away	Penn State, 13-6
2009	Home	Ohio State, 24-7
2010*	Away	Ohio State, 34-14
2011	Away	Penn State, 20-14
2012	Home	Ohio State, 35-23
2013	Away	Ohio State, 63-14
2014	Home	Ohio State, 31-24 (OT)
2015	Away	Ohio State, 38-10
2016	Home	Penn State, 24-21
2017	Away	Ohio State, 39-38
2018	Home	Ohio State, 27-26
2019	Away	Ohio State, 28-17

\*Win for Ohio State vacated

**LAST MEETING**

**NO. 8 PENN STATE'S RALLY COMES UP SHORT AT NO. 2 OHIO STATE**

No. 8 Penn State scored 17 points in less than four minutes in the third quarter, but it was not enough as No. 2 Ohio State hung on for a 28-17 victory.

Ohio State led 21-0 early in the third quarter, but Penn State scored the next 17 points. Journey Brown started the rally with a touchdown run that was followed by a pair of Penn State fumble recoveries, which led to a Will Levis touchdown run and a 42-yard field goal by Jake Pinegar. The Buckeyes managed to halt the Nittany Lions' momentum though with a 28-yard touchdown pass to Chris Olave with 13:18 remaining and an interception at the Ohio State 20 with 10:16 remaining.

Levis entered the game at quarterback in the third quarter and rushed for 34 yards and a touchdown while completing 6-of-11 passes for 57 yards.

On defense, safety Lamont Wade forced a trio of fumbles, tying a Big Ten record, and recovered another, while linebacker Micah Parsons forced and recovered a fumble and Cam Brown recovered one.

J.K. Dobbins put Ohio State ahead on a 4-yard rush midway through the first quarter. The Buckeyes nearly went ahead by two touchdowns later in the frame,

but Wade punched the ball loose from quarterback Justin Fields and Cam Brown recovered it in the end zone for a touchback. Dobbins was able to score again before the halftime break though to give Ohio State a 14-0 lead at the midway point.

Fields connected with K.J. Hill on a 24-yard touchdown pass to open the third quarter for a 21-0 advantage before Penn State scored the next 17 points.

Journey Brown broke free for an 18-yard touchdown run for Penn State's first score with 8:19 remaining in the third quarter, and then Parsons forced a fumble on Ohio State's next offensive play that Wade recovered on the Ohio State 12. Levis connected with Pat Freiermuth to move the Nittany Lions to the 1-yard line, and then Levis rushed for a score to pull within a touchdown with 7:54 remaining in the quarter. Wade forced another fumble on the Buckeyes' next possession, which was recovered by Parsons, and Jake Pinegar converted a 42-yard field goal attempt to make it a 21-17 game with 4:22 remaining in the third quarter.

However, Ohio State added another touchdown and kept Penn State from scoring again to seal the win.



**TEAM STATISTICS**

	OSU	PSU
First Downs	15	27
Rushing Yards	99	229
Passing Yards	128	188
Passing (C-A-Int)	16-28-1	16-22-0
Total Offense	227	417
Plays	64	83
Fumbles (#-Lost)	1-0	4-3
Penalties (#-Yards)	5-32	4-25
Possession Time	25:45	34:15
3rd Down Conv.	6-15	7-13
Red Zone	3-3	2-3
Touchdowns	2	2
Field Goals	1	0

**GAME LEADERS**

\* Top performers from each school based on yardage.

**PENN STATE**

**Passing**

Sean Clifford	10-of-17 for 71 yds 0 TD/0 INT
---------------	-----------------------------------

**Rushing**

Journey Brown	11 for 64 yds, 1 TD
Will Levis	18 for 34 yds, 1 TD

**Receiving**

Pat Freiermuth	6 for 40 yds
KJ Hamler	3 for 45 yds

**Tackles (U-A-Total)**

Garrett Taylor	6-7-13
Lamont Wade/Micah Parsons	8-2-10/5-5-10

**OHIO STATE**

**Passing**

Justin Fields	16-of-22 for 188 yds 2 TD/0 INT
---------------	------------------------------------

**Rushing**

J.K. Dobbins	36 for 157 yds, 2 TD
Justin Fields	21 for 68 yds

**Receiving**

K.J. Hill	4 for 46 yds, 1 TD
Chris Olave	2 for 44 yds, 1 TD

**Tackles (U-A-Total)**

Pete Werner	8-2-10
Chase Young/Malik Harrison	5-4-9/4-5-9

**OTHER**

Date	November 23, 2019
Location	Columbus, Ohio
Stadium	Ohio Stadium
Attendance	104,355
Time of Game	3:20
Penn State	9-2, 7-1 Big Ten
Ohio State	11-0, 8-0 Big Ten



## NATIONAL NITS

Below is a list of Penn State players that rank among the top-100 individuals and top-50 teams in the most recent season statistical rankings. *Rankings listed NCAA/Big Ten*

Statistics current as of Oct. 24, 2020

- LB Ellis Brooks
  - Forced Fumbles - 1.0 (3/3)
  - Solo Tackles - 5.0 (80/19)
- QB Sean Clifford
  - Total Offense - 357.0 (6/1)
  - Points Responsible For - 24.0 (7/2)
  - Yards Per Carry - 7.0 (8/2)
  - Rushing Yards - 119.0 (8/3)
  - Completions - 24.0 (11/3)
  - Completion Percentage - 68.6 (18/6)
  - Passing Yards - 238.0 (33/6)
  - Passing Efficiency - 142.5 (42/6)
  - All-Purpose Yards - 119.0 (49/8)
  - Yards Per Ass Attempt - 6.8 (63/7)
  - Yards Per Completion - 9.9 (74/8)
- WR Jahan Dotson
  - Receiving Yards - 94.0 (24/6)
  - Tackles For a Loss - 1.5 (14/2)
- RB Devyn Ford
  - Rushing Yards - 69.0 (67/14)
  - All-Purpose Yards - 108.0 (69/9)
- TE Pat Freiermuth
  - Receptions - 7.0 (17/4)
  - Receiving Yards - 60.0 (85/14)
- CB Joey Porter Jr.
  - Sacks - 1.0 (12/5)
- DE Shaka Toney
  - Sacks - 2.0 (3/1)
  - Tackles For Loss - 2.0 (13/5)
  - Solo Tackles - 7.0 (14/7)
- S Lamont Wade
  - Interceptions - 1.0 (2/1)
  - Fumble Recoveries - 1.0 (15/2)
- TEAM
  - Third Down Conversion Pct Defense - .529 (12/4)
  - Third Down Conversion Pct Offense - .330 (19/4)
  - Fourth Down Conversion Pct Defense - 1.000 (1/1)
  - Completion Percentage - .686 (15/6)
  - Kickoff Return Defense - 0.00 (1/1)
  - Passing Offense - 238.0 (46/6)
  - Passing Yards Allowed - 170.0 (12/4)
  - Rushing Defense - 41.0 (1/1)
  - Rushing Offense - 250.0 (11/3)
  - Sacks Allowed - 1.00 (9/2)
  - Scoring Offense - 35.0 (31/7)
  - Tackles For a Loss Allowed - 6.00 (45/6)
  - Team Passing Efficiency - 142.55 (39/7)
  - Team Passing Efficiency Defense - 96.06 (6/3)
  - Team Sacks - 3.00 (18/2)
  - Tackles for Loss - 6.0 (46/5)
  - Time of Possession - 40:22 (2/2)
  - Total Defense - 211.0 (4/2)
  - Total Offense - 488.0 (15/3)

## GAMEDAY STREAKS

Penn State is one of eight schools to have ESPN's College Gameday (1993) visit in for or more consecutive seasons.

### CONSECUTIVE SEASONS WITH AN ESPN COLLEGE GAMEDAY APPEARANCE

School	#	Years
Oregon	6	2009-14
Ohio State	5	2015-19*
<b>Penn State</b>	<b>4</b>	<b>2017-20*</b>
Alabama	4	2013-16 ^
Florida State	4	2011-14
USC	4	2010-13
Florida State	4	2000-03
Notre Dame	4	1993-96

\*Active | ^Two appearances in 2014

## OHIO STATE NOTES

### HOME OPENER HISTORY

- Penn State's all-time record in home openers is 119-13-1 and 51-9 in Beaver Stadium.
- Penn State has won 17 out of its last 18 home openers and its last seven consecutively, defeating Idaho (2019; 79-7), Appalachian State (2018; 45-38, OT), Akron in 2014 (21-3) and 2017 (52-0), Kent State (2016; 33-13), Buffalo (2015; 27-14), and Eastern Michigan (2013; 45-7).
- Penn State's 79-7 win over Idaho in the 2019 opener marked its biggest opening season win since defeating Susquehanna, 82-0, in 1926.
- Penn State is playing just its second Halloween home opener. In 1888, Penn State's second season of football, the Nittany Lions battled to a 6-6 tie with Dickinson.
- The home opener is Penn State's latest in the year since World War I and an influenza pandemic delayed the start of the 1918 season until Nov. 2 against the Wissahickon Barracks, which was also a 6-6 tie.
- Penn State's only home opener against a Big Ten opponent was its very first Big Ten game in 1993, a 38-20 win over Minnesota.
- Penn State is playing its first home opener against an AP Top 25 team since 2001 and ninth all-time. Penn State is 4-4 in those games.

### Penn State Home Openers against AP Top 25 Teams

Date	Opponent	Result
Oct. 5, 1957	No. 12 Army	L, 13-27
Sept. 19, 1964	No. 10 Navy	L, 8-21
Oct. 7, 1967	No. 3 UCLA	L, 15-17
Sept. 14, 1974	No. 20 Stanford	W, 24-20
Sept. 17, 1977	No. 9 Houston	W, 31-14
Sept. 5, 1998	No. 21 Southern Miss.	W, 34-6
Aug. 28, 1999	No. 4 Arizona	W, 41-7
Sept. 1, 2001	No. 2 Miami (Fla.)	L, 7-33
Oct. 31, 2020	No. 3 Ohio State	--

- Penn State is playing its first home opener in October since 1971 and 31st all-time. Penn State is 26-3-1 in those games.

### Penn State Home Openers in October

Date	Opponent	Result
Oct. 31, 1888	Dickinson	T, 6-6
Oct. 26, 1889	Swarthmore	W, 20-6
Oct. 10, 1890	at Pennsylvania	L, 0-20
Oct. 13, 1894	Gettysburg	W, 60-0
Oct. 1, 1904	Allegheny	W, 50-0
Oct. 2, 1909	Grove City	W, 31-0
Oct. 1, 1910	Harrisburg Athletic Club	W, 58-0
Oct. 5, 1912	Carnegie Tech	W, 41-0
Oct. 4, 1913	Carnegie Tech	W, 49-0
Oct. 4, 1917	Gettysburg	W, 80-0
Oct. 4, 1919	Gettysburg	W, 33-0
Oct. 1, 1932	Lebanon Valley	W, 27-0
Oct. 7, 1933	Lebanon Valley	W, 32-6
Oct. 6, 1934	Lebanon Valley	W, 13-0
Oct. 5, 1935	Lebanon Valley	W, 12-6
Oct. 3, 1936	Muhlenberg	W, 45-0
Oct. 2, 1937	Gettysburg	W, 32-6
Oct. 1, 1938	Maryland	W, 33-0
Oct. 7, 1939	Bucknell	W, 13-3
Oct. 5, 1940	Bucknell	W, 9-0
Oct. 11, 1941	Bucknell	W, 27-13
Oct. 3, 1942	Bucknell	W, 14-7
Oct. 5, 1946	Bucknell	W, 48-6
Oct. 2, 1948	Bucknell	W, 35-0
Oct. 17, 1953	Syracuse	W, 20-14
Oct. 9, 1954	Virginia	W, 34-7
Oct. 13, 1956	Holy Cross	W, 43-0
Oct. 5, 1957	Army	L, 13-27
Oct. 11, 1958	Marquette	W, 40-8
Oct. 7, 1967	UCLA	L, 15-17
Oct. 2, 1971	Air Force	W, 16-14
Oct. 31, 2020	Ohio State	--

### STORIED PROGRAMS MEET

- Penn State and Ohio State both rank among the top-10 programs in winning percentage and total victories in NCAA history.
- Four of the top-10 winningest programs in NCAA history are from the Big Ten.
- Penn State sits No. 8 in all-time victories (898) and No. 10 in winning percentage (.689).
- Ohio State sits second with 925 all-time victories and No. 2 with an all-time winning percentage of .730.
- The Nittany Lions and Buckeyes are also among the most ranked teams in NCAA history according to the AP poll.
- Ohio State has spent 105 weeks ranked No. 1 in the AP Poll (2nd all-time) and Penn State has earned the No. 1 ranking by the AP on 21 occasions (T-15th all-time). (Not including preseason rankings).
- Penn State's 653 weeks ranked among the AP Top 25 and 388 ranked among the Top 10 both rank ninth all-time, while Ohio State's 925 weeks in the Top 25 and 645 in the Top 10 are both the most in NCAA history.

AP Poll statistics are since 1936; according to CollegePollArchive.com

See **Winningest Programs on Page 10**

### TOP 25 GAMES WITH OHIO STATE

- Penn State and Ohio State are meeting as AP Top 25 opponents for the 20th time in series history. The Nittany Lions are 6-13 in the 19 ranked match-ups.
- Penn State and Ohio State are meeting as ranked opponents in four consecutive seasons for the first time since meeting as Top 25 opponents for five consecutive seasons from 2005-09.

Year	PSU	OSU	Site	Result
1975	7	3	Away	Ohio State, 17-9
1976	7	2	Home	Ohio State, 12-7
1980	10	11	N (Fiesta)	Penn State, 31-19
1993	12	3	Away	Ohio State, 24-6
1994	1	21	Home	Penn State, 63-14
1995	12	5	Home	Ohio State, 28-25
1996	4	3	Away	Ohio State, 38-7
1997	2	7	Home	Penn State, 31-27
1998	7	1	Away	Ohio State, 28-9
1999	2	18	Home	Penn State, 23-10
2002	18	4	Away	Ohio State, 13-7
2005	16	6	Home	Penn State, 17-10
2006	24	1	Away	Ohio State, 28-6
2007	24	1	Home	Ohio State, 37-17
2008	3	10	Away	Penn State, 13-6
2009	11	15	Home	Ohio State, 24-7
2017	2	6	Away	Ohio State, 39-38
2018	9	4	Home	Ohio State, 27-26
2019	9	2	Away	Ohio State, 28-17
2020	18	3	Home	--

### COACHING CONNECTIONS

- Penn State assistant head coach and cornerbacks coach **Terry Smith** followed Ohio State head coach Ryan Day as the wide receivers coach at Temple in 2013.
- Penn State offensive line coach **Phil Trautwein** was a graduate assistant under Day at Boston College when Day was the offensive coordinator and quarterbacks coach there from 2013-14. Ohio State linebackers coach Al Washington was on staff with Trautwein at BC from 2013-15 as the running backs coach. Ohio State co-defensive coordinator Greg Mattison was the co-defensive coordinator and defensive line coach at Florida from 2005-07 when Trautwein played there as an offensive lineman.
- Penn State tight ends coach **Tyler Bowen** and Ohio State special teams coordinator and safeties coach Matt Barnes coached together at Maryland in 2017.
- Penn State co-defensive coordinator and safeties coach **Tim Banks** coached with Ohio State defensive coordinator Kerry Coombs at Cincinnati from 2010-11. Both worked with the defensive backs.
- Ohio State assistant head coach/defensive line coach Larry Johnson coached 18 seasons at PSU, serving four years as a defensive ends and special teams coach and 13 years as a defensive line coach.
- Ohio State graduate assistant Billy Fessler played quarterback at Penn State from 2014-17.

**PENN STATE-OHIO STATE CONNECTIONS**

- Penn State sophomore RB **Noah Cain** and redshirt freshman CB **Makai Self** and Ohio State sophomore DT Taron Vincent, senior CB Marcus Williamson and freshman CB Lejond Cavazos all attended IMG Academy in Florida.
- Penn State redshirt freshman QB **Ta'Quan Roberson** and Ohio State redshirt freshman S Ronnie Hickman played together at DePaul Catholic in New Jersey.
- Penn State redshirt junior SN **Chris Stoll** and Ohio State junior K Dominic DiMaccio played together at DeSales High School in Ohio.
- Penn State redshirt junior QB **Sean Clifford** and Ohio State grad student LB Justin Hilliard played together at St. Xavier in Cincinnati.
- Penn State redshirt sophomore DT **Aeneas Hawkins** and Ohio State senior TE Jake Hausmann played together at Archbishop Moeller in Cincinnati.
- Penn State freshman SN **Michael Wright** and freshman RB Steele Chambers played together at Blessed Trinity Catholic in Georgia.
- Penn State redshirt freshman DE **Smith Vilbert** and Ohio State freshman DE Luke Wypler played together at St. Joseph Regional in New Jersey.
- Penn State freshman QB **Micah Bowens** and Ohio State senior DT Haskell Garrett both attended Bishop Gorman in Las Vegas.

**NITTANY LIONS FROM OHIO**

- QB **Sean Clifford** – Cincinnati/St. Xavier
- DT **Aeneas Hawkins** - Cincinnati/Moeller
- OL **Mike Miranda** – Stow/Stow-Munroe Falls
- OL **Juice Scruggs** – Ashtabula/Cathedral Prep (Pa.)
- DT **Antonio Shelton** – Westerville/Westerville-North
- SN **Chris Stoll** – Westerville/St. Francis DeSales

**LIONS UNDER THE LIGHTS**

- The 2020 season marks the 20th straight with at least one regular-season night game on the schedule.
- In 2019, Penn State played its most regular-season night games in program history with four primetime tilts.
- Penn State has won its last four night games (all in 2019) defeating Buffalo, 45-13, (Sept. 7) and No. 16 Michigan (28-21) at home, and Maryland, 59-0, (Sept. 27) and No. 17/18 Iowa, 17-12, (Oct. 12) on the road.
- The Iowa and Michigan games were played back-to-back and the Michigan game marked Penn State's third night game in four weeks.
- Penn State's only losses in its last 13 night games are both to Ohio State.
- Penn State is 55-31 at night all-time. The figure breaks down to 16-10 at home, 27-14 on the road and 12-7 in neutral site games. Penn State is 1-1 at regular season neutral sites, 11-6 in bowl games and 1-0 in conference championship games.
- On Oct. 12, 2013, the Lions claimed the longest game in Big Ten history when they edged Michigan under the lights, 43-40, in four overtimes in front of a sellout Beaver Stadium crowd of 107,844 on Homecoming.

**GET UP, IT'S GAMEDAY**

- ESPN's College GameDay Built by The Home Depot program will be live from inside Beaver Stadium from 9 a.m.-noon Saturday.
- This is the 21st time College GameDay has been at the site of a Penn State game. Of those 21 games, 11 of them have been against Ohio State.
- Penn State is hosting GameDay for a fourth consecutive season for the first time in school history, and is one of eight schools in the history of the show to do so.  
**See Gameday Streaks on Page 8**
- Saturday's broadcast marks the ninth time College GameDay has originated from Penn State. It was also in Happy Valley in 1997 (Michigan), 1999 (Arizona), 2005 (Ohio State), 2007 (Ohio State), 2009 (Iowa), 2017 (Michigan), 2018 (Ohio State) and 2019 (Michigan).
- Penn State is 4-4 with GameDay on campus, defeating Arizona (1999), Ohio State (2005) and Michigan (2017, 19).
- College GameDay will be appearing at a Penn State game for the fifth consecutive season, joining the 2019 Michigan and Ohio State games, 2018 Ohio State game, 2017 Michigan and Ohio State contests and the 2016 Big Ten Championship Game.
- Fans will not be permitted to attend College GameDay this year due to COVID-19 protocols. Tailgating and the footprint around Beaver Stadium will not be open to the public. While College GameDay proceeds with no live spectators, ESPN debuted a 'virtual pit' this season to give fans across the country the opportunity to be part of the show each week. Fans can register at [www.collegegameday.com](http://www.collegegameday.com) for a chance to join the live show. Fans are encouraged to create signs and use #gamedaysigns for a chance to be featured on TV and social.
- The 11-time Emmy Award-winning show is hosted by Rece Davis, who is joined on-site by Kirk Herbstreit, Desmond Howard, David Pollack, Chris 'The Bear' Fallica and reporter Tom Rinaldi, with Lee Corso from his home in Orlando. Additional contributors throughout the season include Jen Lada, Pat McAfee, Maria Taylor and Gene Wojciechowski.

Date	Opponent	Score
1. Oct. 15, 1994	at Michigan	W, 31-24
2. Oct. 5, 1996	at Ohio State	L, 38-7
3. Nov. 8, 1997	Michigan	L, 34-8
4. Oct. 3, 1998	at Ohio State	L, 28-9
5. Aug. 28, 1999	Arizona	W, 41-7
6. Sept. 25, 2004	at Wisconsin	L, 16-3
7. Oct. 8, 2005	Ohio State	W, 17-10
8. Nov. 19, 2005	at Michigan State	W, 31-22
9. Sept. 23, 2006	at Ohio State	L, 28-6
10. Oct. 27, 2007	Ohio State	L, 37-17
11. Oct. 25, 2008	at Ohio State	W, 13-6
12. Sept. 26, 2009	Iowa	L, 21-10
13. Sept. 11, 2010	at Alabama	L, 24-3
14. Nov. 13, 2010	at Ohio State	L, 38-24
15. Dec. 3, 2016	vs. Wisconsin (Indianapolis)	W, 38-31
16. Oct. 21, 2017	Michigan	W, 42-13
17. Oct. 28, 2017	at Ohio State	L, 39-38
18. Sept. 29, 2018	Ohio State	L, 27-26
19. Oct. 19, 2019	Michigan	W, 28-21
20. Nov. 23, 2019	at Ohio State	L, 17-28
21. Oct. 31, 2020	Ohio State	--

**RECORD BREAKDOWN**

Overall Record	0-1
Day Games	0-1
Night Games (6 p.m. or later)	0-0
TV Games	0-1
ABC	0-0
FS1	0-1
Scoring First	0-1
Opponent Scoring First	0-0
Leading at the Half	0-0
Trailing at the Half	0-1
Tied at the Half	0-0
Leading after Third Qtr.	0-0
Trailing after Third Qtr.	0-1
Tied after Third Qtr.	0-0
Overtime Games	0-1
Scoring less than 20 pts	0-0
Scoring 20-29 points	0-0
Scoring 30-39 Points	0-1
Scoring 40+ Points	0-0
Allowing 10 points or less	0-0
Allowing 11-20 points	0-0
Allowing 21-30 points	0-0
Allowing 31+ points	0-1
Rushing for less than 100 yds	0-0
Rushing for 100-199 yds	0-0
Rushing for 200-299 yds	0-1
Rushing for 300+ yds	0-0
Passing for less than 200 yds	0-0
Passing for 200-299 yds	0-1
Passing for 300-399 yds	0-0
Passing for 400+ yds	0-0
Totaling less than 300 yds total offense	0-0
300-399 yds of total offense	0-0
400-499 yds of total offense	0-1
500+ yds of total offense	0-0
Allowing less than 100 yds rushing	0-1
Allowing more than 100 yds rushing	0-0
Allowing less than 300 yds total offense	0-1
Allowing 300+ yds total offense	0-0
Having a 100-yd rusher	0-1
Having two 100-yd rushers	0-0
Not having a 100-yd rusher	0-0
Opp. having a 100-yd rusher	0-0
No turnovers	0-0
1-3 turnovers	0-1
4+ turnovers	0-0
No takeaways	0-0
1 or 2 takeaways	0-1
3 or more takeaways	0-0
More than 30:00 of possession	0-1
Less than 30:00 of possession	0-0

**AT THE START**

Opponent	Coin Toss	Choice	PSU 1st Drive	Opponent 1st Drive	Game Captains
Indiana	IND won	Defer	Touchdown	Three-and-out	Shaka Toney, Michal Menet, Jordan Stout, Lamont Wade
OHIO STATE					
MARYLAND					
Nebraska					
IOWA					
Michigan					
Rutgers					
MICHIGAN STATE					
Big Ten Champions Week					

## WINNINGEST PROGRAMS

In its 134th season of varsity football, Penn State has posted 898 victories to rank No. 8 in the nation. The Lions' success is not solely due to longevity though, as Penn State also ranks in the top 10 in all-time winning percentage.

As of Oct. 25, 2020

### TOTAL VICTORIES

1.	Michigan (141)	Big Ten	963
2.	Ohio State (131)	Big Ten	925
3.	Texas (128)	Big 12	919
4.	Alabama (127)	SEC	921
5.	Notre Dame (132)	Independent	913
6.	Oklahoma (124)	Big 12	911
7.	Nebraska (131)	Big Ten	902
8.	<b>PENN STATE (134)</b>	<b>Big Ten</b>	<b>898</b>
9.	Tennessee (122)	SEC	848
10.	USC (131)	Pac-12	847

### WINNING PERCENTAGE (YEARS - MIN. 25 IN D1)

1.	Boise State (53)	Mountain West	.730
2.	Ohio State (131)	Big Ten	.730
3.	Michigan (141)	Big Ten	.729
4.	Notre Dame (131)	Independent	.729
5.	Alabama (126)	SEC	.728
6.	Oklahoma (126)	Big 12	.725
7.	Texas (128)	Big 12	.704
8.	USC (127)	Pac-12	.698
9.	Nebraska (131)	Big Ten	.689
10.	<b>PENN STATE (134)</b>	<b>Big Ten</b>	<b>.689</b>

### ALL-TIME AP POLL RANKINGS (Weeks Ranked)

1.	Ohio State	Big Ten	925
2.	Michigan	Big Ten	872
3.	Oklahoma	Big 12	852
4.	Notre Dame	Independent	824
5.	Alabama	SEC	816
6.	USC	Pac-12	776
7.	Texas	Big 12	736
8.	Nebraska	Big Ten	730
9.	<b>PENN STATE</b>	<b>Big Ten</b>	<b>653</b>
10.	LSU	SEC	639

### WINNING WAYS

- Penn State is 42-12 over the past five seasons (2016-20), which is the eighth-best record in FBS and second-best in the Big Ten (Ohio State; 50-6).
- Dating back to 2015, Penn State has won 31 of its last 34 home games.
- Penn State's 127-55 record over the last 15 years (2006-20) ranks 14th in FBS and third in the Big Ten (Ohio State, 162-26; Wisconsin, 141-48).
- The Nittany Lions, Wisconsin, Oklahoma, LSU and Boise State are the only teams with a winning season each of the last 15 years.
- Head coach **James Franklin** has guided his teams to a winning record each of the last eight seasons (2 at Vanderbilt, 6 at Penn State).
- Since 2016, Franklin's 77.78 percent (42-12) winning percentage ranks fourth among current FBS coaches behind Clemson's Dabo Swinney 93.85 percent (61-4), Alabama's Nick Saban 91.94 percent (57-5) and Georgia's Kirby Smart 78.33 percent (47-13).

## FOWLER RETURNS TO STATE COLLEGE

- Former State College resident Chris Fowler will handle play-by-play duties on Saturday's broadcast.
- The first college football game Fowler attended was a thrilling Penn State win over Stanford in Beaver Stadium on Sept. 14, 1974.
- Fowler lived in State College when he was in seventh-ninth grades in school, while his father, Knox, was a theatre professor at Penn State.
- Fowler has credited his time in State College as a major influence on his career path of covering college football.

## PSU ON ABC

- Penn State is appearing on ABC for the 186th time all-time, the most of any other network.
- Penn State is 110-76-1 all-time playing on ABC.

## HISTORIC SERIES

- Penn State has many long and storied series on the gridiron. The Nittany Lions have played 20 teams 20 or more times in the 134-year history of the program.
- Penn State owns a winning record against 16 of the 20 teams that it has met 20 or more times.
- Seven of the 20 teams are on the 2020 schedule, including Maryland (43), Iowa (29), Michigan (23), Michigan State (34), Indiana (24), Ohio State (35) and Rutgers (30).
- Fifteen of the 20 programs are currently members of NCAA Division I FBS. Bucknell, Lehigh and Penn are in NCAA Division I FCS, while Gettysburg and Lebanon Valley are Division III programs.

Team	Meetings	Record
Pitt	100	53-43-4
Syracuse	71	43-23-5
West Virginia	59	48-9-2
Penn ^	47	18-25-4
Temple	45	40-4-1
<b>Maryland *</b>	<b>43</b>	<b>40-2-1</b>
Bucknell ^	38	28-10
Navy	38	19-17-2
<b>Ohio State *</b>	<b>35</b>	<b>14-21</b>
<b>Michigan State *</b>	<b>34</b>	<b>16-17-1</b>
Gettysburg ^	28	27-0-1
<b>Iowa *</b>	<b>29</b>	<b>17-12</b>
<b>Rutgers *</b>	<b>30</b>	<b>28-2</b>
Army	26	14-10-2
Illinois *	24	19-5
Boston College	24	20-4
Lehigh ^	23	16-6-1
<b>Indiana *</b>	<b>24</b>	<b>22-2</b>
<b>Michigan *</b>	<b>23</b>	<b>9-14</b>
Lebanon Valley ^	20	20-0

\* - Current Big Ten team | ^ - Current Non-FBS university

**Bold indicates 2020 opponent**

## HOME SWEET HOME

- With a 297-74 all-time record in Beaver Stadium, Penn State owns the sixth-best winning percentage (.801) in its current home venue amongst current FBS schools and leads the Big Ten.
- Only Alabama (.831) and Oklahoma (.812) have higher winning percentages in facilities older than Beaver Stadium.

School	Stadium Name (Opened)	Rec	Win %
1. Alabama	Bryant-Denny Stadium (1929)	274-54-3	.832
2. Boise State	Albertsons Stadium (1970)	273-56	.830
3. Ga. Southern	Paulson Stadium (1984)	199-41	.829
4. Marshall	Joan C. Edwards Stadium (1991)	168-35	.828
5. Oklahoma	Gaylord Family-Oklahoma Memorial Stad. (1923)	404-87-15	.813
<b>6. Penn State</b>	<b>Beaver Stadium (1960)</b>	<b>297-74</b>	<b>.801</b>
7. Auburn	Jordan-Hare Stadium (1939)	332-84-7	.793
8. Ohio State	Ohio Stadium (1922)	451-112-20	.791
9. Tennessee	Neyland Stadium (1921)	473-136-17	.769
10. App. State	Kidd Brewer Stadium (1962)	255-76-5	.769

## PENN STATE VS. BIG TEN

- Penn State is 28-9 in the Big Ten since 2016.
- PSU won 13 consecutive games against Big Ten opponents from 2016-17, breaking its record of 12 from 1993-94.
- Penn State owns a 221-107-3 mark against Big Ten Conference teams since the Nittany Lions first opposed Ohio State in 1912.
- The Nittany Lions began play as a member of the Big Ten Conference in 1993 and have a 140-81 mark.
- Penn State played 109 games vs. the current Big Ten alignment when either or both Penn State itself (prior to 1993) or the opponent (Nebraska prior to 2011; Maryland and Rutgers prior to 2014) was not yet a member of the Big Ten. The Nittany Lions went 80-26-3 in those games.

Opponent	Record	1st Meeting	Last Meeting
Illinois	19-5	1954	2018
<b>Indiana</b>	<b>22-2</b>	<b>1993</b>	<b>2020</b>
<b>Iowa</b>	<b>17-12</b>	<b>1930</b>	<b>2019</b>
<b>Maryland</b>	<b>40-2-1</b>	<b>1917</b>	<b>2019</b>
<b>Michigan</b>	<b>9-14</b>	<b>1993</b>	<b>2019</b>
<b>Michigan State</b>	<b>16-17-1</b>	<b>1914</b>	<b>2019</b>
<b>Minnesota</b>	<b>9-6</b>	<b>1993</b>	<b>2019</b>
Nebraska	8-9	1920	2017
Northwestern	14-5	1993	2017
<b>Ohio State</b>	<b>14-21</b>	<b>1912</b>	<b>2019</b>
<b>Purdue</b>	<b>15-3-1</b>	<b>1951</b>	<b>2019</b>
<b>Rutgers</b>	<b>28-2</b>	<b>1918</b>	<b>2018</b>
Wisconsin	10-9	1953	2018

**Bold indicates 2020 opponent**

## ON TV

- Penn State has had 313 of its last 315 games televised, including 200 consecutive games.
- Over the last 14 seasons, every Penn State game has aired on either ABC, BTN, NBC or an ESPN or FOX channel.
- Penn State has made 294 consecutive regular season TV appearances since 1995, which is tied for the national lead.

## PENN STATE UNITED CAMPAIGN



- The Nittany Lion football program rolled out the Penn State United campaign. The team is wearing a uniform patch, helmet stickers and warmup shirts with a special social justice logo to promote unity for the 2020 football season.
- The logo Penn State football student-athletes are wearing in competition this year symbolizes the journey for unity. The goal of Penn State United is to construct a culture of respect, appreciation and empathy for all differences. We are a country, state and institution rooted diversity, shared experience and hope. Penn State Football believes, more than ever, we can help create a better society by publicly and peacefully acknowledging our pursuit to move beyond simply tolerating differences to recognizing these differences can enrich our Commonwealth.
- The logo, which features the outline of the Commonwealth of Pennsylvania with diverse interlocking hands in Penn State's signature blue and white color, was born out of a discussion with the football program's leadership council. The football program, and many other ICA programs, have had numerous social justice conversations throughout the summer and are dedicated to creating a society of diversity and inclusion.
- Social justice work continues to be a priority for all of Penn State Intercollegiate Athletics and as other programs begin competition, they will have the ability to adopt the Penn State United logo or introduce their own social justice initiatives.



HIGHLIGHTS

PENN STATE IN THE RANKINGS

- Penn State is ranked No. 17 in the Amway Coaches Poll and No. 18 in the Associated Press poll.
- The Nittany Lions have started the year in the Top 10 for three consecutive seasons.
- Penn State has been ranked in the AP Top 25 for the last 63 polls it has been eligible for, dating back to the 2016 season, marking the third-longest streak in program history and longest streak since 1993-2000 when PSU was ranked for 121-straight weeks.

Penn State AP Weekly Appearance Streaks

#	Polls	First-Last
1.	121	1993-2000
2.	84	1970-1976
3.	63*	2016-2020
4.	50	1979-1983
5.	43	1985-1987
6.	39	1990-1992
7.	38	2008-2010
8.	33	1977-1979
	33	1967-1970
10.	19	1947-1948

\*Did not appear in two polls when season was initially postponed

See National Polls on Page 2

- Penn State's streak is the fourth-longest active streak in FBS.

Active AP Weekly Appearance Streaks

#		Polls	Started
1.	Alabama	204	2008
2.	Ohio State	137*	2012
3.	Clemson	93	2014
4.	<b>Penn State</b>	<b>63*</b>	<b>2016</b>
5.	Georgia	57	2017
6.	Notre Dame	53	2017
7.	Michigan	39	2018
8.	Florida	36	2018
9.	Oregon	23*	2019
	Wisconsin	23*	2019

\*Did not appear in two polls when season was initially postponed

See National Polls on Page 2

- Penn State is one of four teams (Clemson, Ohio State, Oklahoma) to rank in the Top 12 of the CFP final rankings in each of the last four seasons (2016-19).

STREAKING

- TE **Pat Freiermuth** has a reception in his last 26 games (all but his first career game).
- WR **Jahan Dotson** has a reception in his last 21 games dating back to Oct. 20, 2018 against Indiana.
- RB **Journey Brown** has rushed for a TD in his last five games played.
- Penn State has forced a fumble in seven consecutive games.
- Penn State has won 10 consecutive games at home.
- Penn State has won its last 14 consecutive against its neighbors (schools within 250 miles of Beaver Stadium).
- Penn State has won 12 consecutive games against teams that are not members of a Power Five conference.
- Penn State has won 10 consecutive games over non-conference opponents during the regular season, dating back to a win over Temple in 2016.
- Penn State has won 16-straight non-conference home games, dating back to a win over Kent State in 2013.

MILESTONE WATCH

- **Noah Cain** is 44 yards shy of 500 career rushing yards.
- **Journey Brown** is 66 yards shy of 1,000 career rushing yards.
- **Pat Freiermuth** is 65 yards shy of 1,000 career receiving yards.
- **Sean Clifford** is 913 yards shy of 4,000 career passing yards. ... is 395 yards shy of 4,000 career total offense yards. ... is two touchdowns shy of 30 career passing TDs.
- **Shaka Toney** is 1.0 tackle for loss shy of 25 career TFLs. ... is 2.5 sacks shy of 20 career sacks.
- **Tariq Castro-Fields** is one tackle shy of 100 career tackles.
- **Jake Pinegar** is five points shy of 200 career points scored.
- **Jahan Dotson** is 214 yards shy of 1,000 career receiving yards.

See Records Watch on Pages 22-25

COMPLEMENTARY FOOTBALL

- The Nittany Lions have played complementary football over the last four years (2016-20) and it shows in the national landscape.
- Over the last five years the Penn State offense is:
  - 14th in FBS in points per possession (2.29).
  - Eighth in FBS in plays per point (1.98).
  - Seventh in FBS in scoring offense (36.64).
  - 15th in FBS in scoring percentage (42.25).
  - 11th in FBS in touchdown percentage (34.14).
  - 14th in FBS in turnover percentage (12.94).
- Over the last four years the Penn State defense is:
  - 18th in FBS in plays per point (3.38).
  - 11th in FBS in three-and-out percentage (26.73).
  - Eighth in FBS in yards per play (4.82).
  - Ninth in FBS in points per possession (1.29).
  - Eighth in FBS in second half points allowed (9.05).
  - Ninth in FBS in scoring percentage (25.46).
  - 10th in FBS in touchdown percentage (17.40).
  - Sixth in FBS in punt percentage (46.68).
  - 24th in FBS in scoring defense (22.89).
  - Eighth in FBS in percent of drives not crossing the 50-yard line (59.40).
  - Ninth in FBS in percent of non-scoring drives (75.00).
  - Ninth in FBS in percent of drives of 25 yards or less (57.46).
  - 14th in FBS in percent of drives of six plays or less (58.98).

CONTROLLING THE GAME

- The Nittany Lions have held a lead for 70.1 percent of their plays over the last four seasons (2017-20) to rank fifth in FBS.
- Over a five-year span (2016-20), Penn State has held the lead for 63.4 percent of the plays, which is ninth among FBS schools.
- By comparison, from 2013-15, PSU led for 42.8 percent (2,760 of 6,453) of its plays, to rank 69th in FBS.

WELCOME TO THE GAME

- Six players made their Nittany Lion debut at Indiana: S **Ji'Ayir Brown**, RB **Caziah Holmes**, LB **Curtis Jacobs**, WR **KeAndre Lambert-Smith**, RB **Keyvone Lee**, WR **Parker Washington**.
- Five true freshmen made their Penn State debut at Indiana: RB **Caziah Holmes**, LB **Curtis Jacobs**, WR **KeAndre Lambert-Smith**, RB **Keyvone Lee**, WR **Parker Washington**.
- Six players made their first career start at Indiana: S **Jaquan Brisker**, LB **Ellis Brooks**, CB **Joey Porter Jr.**, LB **Brandon Smith**, TE **Brenton Strange**, OL **Caedan Wallace**, WR **Parker Washington**.

SUTHERLAND HIGHLIGHTS PENN STATE NUMBER CHANGES

- A new tradition begins at Penn State as the No. 0 will be worn by the team's special teams leader. This season, it will be **Jonathan Sutherland**.
- The No. 0 announcement was made following practice on Oct. 17. Sutherland was presented with his new jersey in Beaver Stadium.
- Sutherland was twice named as the Coaching Staff's Special Teams Player of the Week last season, blocking a pair of punts in the season opener against Idaho and making a pair of tackles in punt coverage against Pitt, respectively.
- Additionally, five Nittany Lions are wearing new numbers in 2020: **Jaquan Brisker** (1), **Cam Sullivan-Brown** (6), **Sebastian Costantini** (29), **Grayson Kline** (89) and **Bradley King** (93).

2020 CAPTAINS NAMED

- Penn State football head coach **James Franklin** announced redshirt seniors **Michal Menet** and **Shaka Toney**, senior **Lamont Wade**, redshirt juniors **Sean Clifford** and **Jonathan Sutherland**, and juniors **Pat Freiermuth**, **Jesse Luketa** and **Jordan Stout** have been named team captains for the 2020 season.
- Clifford, Freiermuth, Menet and Sutherland (special teams) are captains for the second-straight season.

SEASON HONORS

JAYSON OWEH, DEFENSIVE END

PFF National Team of the Week (Indiana)

COACHING STAFF POTW

The Penn State coaching staff chooses players of the week in all three phases. Here are their selections:

OCT. 24 - INDIANA

- UTZ Defensive:..... Jayson Oweh
- PA Lottery Offensive:..... Pat Freiermuth
- D-Squad Offensive:..... Joseph Bruno & Nick Dawkins
- D-Squad Defensive:..... Max Chizmar & Robbie Dwyer
- D-Squad Special Teams:..... Trevor Baker

## COACHING STAFF NOTES

### COACHING STAFF CHANGES

- The Nittany Lion coaching staff will have four new faces for the 2020 season.
- Penn State added offensive coordinator/quarterbacks coach **Kirk Ciarrocca**, defensive line coach **John Scott Jr.**, wide receivers coach **Taylor Stubblefield** and offensive line coach **Phil Trautwein**.
- Ciarrocca spent the last three seasons as offensive coordinator and quarterbacks coach at Minnesota. In 2019, the Golden Gophers posted a 10-win regular season for the first time since 1905, thanks in part to the third-highest scoring offense in program history and the second-most passing yards in a season by the Gophers.
- Scott joins the Nittany Lions after spending the previous three seasons in the SEC. He was the defensive line coach during the 2019 season at South Carolina and spent previous two seasons at Arkansas as the defensive tackles coach in 2018 and defensive line coach in 2017.
- Stubblefield comes from the University of Miami, where he was the wide receivers coach. Stubblefield is no stranger to the Big Ten, as he was a consensus All-American wide receiver as a player at Purdue. He finished his career with an NCAA-record 325 receptions at the time and ranked second in Big Ten history with 3,629 yards.
- Trautwein served as the offensive line coach for the last two seasons at Boston College. He guided all five of his starting offensive linemen to 2019 All-ACC honors. Trautwein was a two-time All-SEC selection and two-time team captain as a left tackle at Florida, where he won a pair of BCS National Championships in 2006 and 2007.

### PENNSYLVANIA TIES

- The Penn State coaching staff is deeply rooted in Pennsylvania, with four members originally hailing from the Keystone state.

#### Central PA

- Defensive Coordinator **Brent Pry** - Altoona
- Offensive Coordinator **Kirk Ciarrocca** - Lewisberry

#### Eastern PA

- Head Coach **James Franklin** - Langhorne

#### Western PA

- Cornerbacks **Terry M. Smith** - Aliquippa

### FRANKLIN NAMED TO DODD TROPHY PRESEASON WATCH LIST

- Head coach **James Franklin** was named to the 2020 Dodd Trophy Watch List, the Bobby Dodd Coach of the Year Foundation and the Chick-fil-A Peach Bowl announced. The list includes 18 of the nation's top college football coaches.
- The Dodd Trophy celebrates the head coach of a team who has success on the gridiron, while also stressing the importance of scholarship, leadership and integrity – the three pillars of legendary coach Bobby Dodd's coaching philosophy. The watch list was created through a selection process by the Bobby Dodd Coach of the Year Foundation and Chick-fil-A Peach Bowl, taking into consideration each program's graduation rate, commitment to service and charity in the community, projected success for the 2020 season and Academic Progress Rate (APR).

## OFFENSE NOTES

### PILING UP THE POINTS

- Penn State scored 35 points in its 2020 season opener.
- Penn State ranked 15th in FBS and second in the Big Ten averaging 35.8 points per game in 2019.
- Penn State has scored 40 points 19 times since 2016. By comparison, from 2008 until 2015, the Nittany Lions had 18 40-point outings.

#### Scoring Benchmarks Since 2016 (54 games)

Pts.	#	Last
50+	11	Dec. 28, 2019; vs. Memphis (W, 53-39)
40+	19	Dec. 28, 2019; vs. Memphis (W, 53-39)
30+	36	Oct. 24, 2020; at Indiana (L, 35-36 OT)
20+	48	Oct. 24, 2020; at Indiana (L, 35-36 OT)

### GREEN LIGHT IN THE RED ZONE

- Dating back to 2017, Penn State has scored on 128 of its last 142 red zone trips, including 102 touchdowns.
- Last season, Penn State went 47-for-52 (90.4%) in the red zone to rank 21st in FBS and third in the Big Ten with 37 touchdowns.
- PSU is 13th in red zone scoring over the last four years (2017-20) with a scoring rate of 88.57 percent.

### DUAL THREAT

- QB **Sean Clifford** led the Big Ten with 357 yards of total offense in Week 1  
**See National Nits on Page 8**
- Clifford's 357 yards of total offense at Indiana was the third-best effort of his career, following a 452-yard game at Maryland (2019) and a 379-yard game at Minnesota (2019).
- Last season, Clifford averaged 254.7 yards of total offense per game to rank fourth in the Big Ten and 43rd in FBS.
- Clifford's 3,605 career total offense yards rank 17th all-time at Penn State.
- Clifford ran for a career-best 119 yards on 17 carries at Indiana. It was his first career 100-yard rushing game and Penn State's first 100-yard rushing game by a quarterback since Will Levis ran for 108 yards against Rutgers in 2019.
- Clifford has 518 career rushing yards to rank eighth all-time at Penn State in rushing yards by a quarterback.
- Clifford scored on a 35-yard run at Indiana. It was Clifford's second career rushing touchdown over 30 yards, joining his 38-yard run against Indiana in 2019.  
**See Records Watch on Pages 22-25**

### CLIMBING THE PASSING CHARTS

- With 238 passing yards at Indiana, QB **Sean Clifford** now has 3,087 for his career, moving into 16th all-time at Penn State. He is the 17th Penn State quarterback to surpass 3,000 career passing yards.
- Clifford ranks 13th all-time at Penn State with seven career 200-yard passing games.
- Clifford has 218 career completions to rank all-time at Penn State.
- Clifford has attempted 361 career passes to rank 19th all-time at Penn State.  
**See Records Watch on Pages 22-25**

### TOUCHDOWN TOSSES

- QB **Sean Clifford**'s 22 touchdown passes ranked 30th in FBS and third in the Big Ten in 2019.
- Clifford's 28 career touchdown passes rank 11th in Penn State history.
- Clifford's career passing TD percentage of 7.76 currently ranks second all-time at Penn State.  
**See Records Watch on Pages 22-25**

### EFFICIENT AND ACCURATE

- Clifford's career passing efficiency rating of 152.8 currently ranks as the best in Penn State history.
- Clifford's 148.5 rating last season ranked 27th in FBS and fourth in the Big Ten.
- Clifford's career completion percentage of 60.4 currently ranks as the best in Penn State history.  
**See Records Watch on Pages 22-25**

### CLIFFORD ON FOUR WATCH LISTS

- QB **Sean Clifford** was named to the Davey O'Brien Award, The Johnny Unitas Golden Arm Award, Manning Award and Wuerffel Trophy preseason watch lists.
- Clifford was one of 30 quarterbacks named to The Davey O'Brien National Quarterback Award watch list. The award is presented annually to the nation's best college quarterback and is the oldest and most prestigious national quarterback award.
- Penn State has had two O'Brien Award winners, with Todd Blackledge (1982) and Kerry Collins (1994) each earning the honor. John Schaffer was also named a finalist in 1986.
- Sixteen semifinalists selected from the final watch list will be named on Tuesday, Nov. 10. The Davey O'Brien Foundation will announce the three finalists two weeks later (Tuesday, Nov. 24).
- The Johnny Unitas award is presented annually to the top senior and upperclassman quarterback set to graduate with their class by the Johnny Unitas Golden Arm Educational Foundation and Johnny Unitas Golden Arm Selection Committee. Candidates are chosen based on player performance on and off the field.
- The Manning Award list includes 30 of the top quarterbacks in the nation heading into the 2020 season. It was created by the Allstate Sugar Bowl in honor of the college football accomplishments of Archie, Peyton and Eli Manning. It is the only quarterback award that includes the candidates' bowl performances in its balloting.
- The Wuerffel Trophy, known as "College Football's Premier Award for Community Service," is presented each February in Fort Walton Beach. Named after 1996 Heisman Trophy winning quarterback from the University of Florida, Danny Wuerffel, the Wuerffel Trophy exists to honor college football players who serve others, celebrate their positive impact on society, and inspire greater service in the world. Semifinalists for the award will be announced on November 3 and finalists will be announced on November 23. The formal announcement of the 2020 recipient will be made at the National Football Foundation's festivities in New York City on December 8. The presentation of the 2020 Wuerffel Trophy will occur at the 52nd All Sports Association Awards Banquet on February 19, 2021 in Fort Walton Beach.  
**See Preseason Honors on Page 14**

### TOUCHDOWNS FOR THE TIGHT END

- TE **Pat Friermuth** owns the Penn State career record for receiving touchdowns by a tight end with 16 career touchdowns grabs. He broke a tie with Mike Gesicki (2014-17) with a touchdown catch at Indiana.
- Friermuth's 16th career touchdown grab at Indiana moved him into a tie for eighth all-time in receiving touchdowns at Penn State with O.J. McDuffie (1988-92). Friermuth moved past **Terry Smith** (1988-91), Joe Jurevicius (1994-97) and Gesicki.
- Friermuth had seven touchdowns last season to rank fourth in FBS among tight ends. Among all positions, he ranked tied for seventh in the Big Ten.

### FRIERMUTH NAMED A WALTER CAMP PRESEASON ALL-AMERICAN

- TE **Pat Friermuth** earned a spot on the Walter Camp Foundation's Preseason All-American team, presented by Marcum LLP.
- Walter Camp, considered the "Father of American Football," first named an All-American team in 1889. The 2020 season will be the 131st edition of the team.
- In late November, the 2020 All-America teams will be selected by the head coaches and sports information directors of the 130 Football Bowl Subdivision schools and will be certified by Marcum's New Haven-based accounting firm.
- The Walter Camp Football Foundation – a New Haven-based all-volunteer group – was founded in 1967 to perpetuate the ideals of Camp and to continue the tradition of selecting annually an All-America team.  
**See Preseason Honors on Page 14**

**FREIERMUTH ON PAIR OF WATCH LISTS**

- TE **Pat Freiermuth** was named to both the John Mackey Award and Biletnikoff Award watch lists.
- The Mackey Award is given annually to the most outstanding collegiate tight end, selected by vote of the John Mackey Award Selection Committee.
- This is Freiermuth's second consecutive year on the Mackey Award watch list. Mike Gesicki was a finalist for the award in 2017.
- The Biletnikoff Award is presented annually by The Tallahassee Quarterback Club (TQC) Foundation, Inc. to the season's outstanding college football receiver regardless of position.
- Freiermuth is one of 55 players on the Biletnikoff list. Former Penn State wide receiver Bobby Engram was a winner of the award in 1994 and a finalist in 1995.
- The 2020 Biletnikoff Award winner will be presented the Biletnikoff Award trophy by TQC Foundation Chairman George Avant, Jr., keynoter and college hall of famer Chad Hennings, and college and pro football hall of famer Fred Biletnikoff before 550 patrons at the Biletnikoff Award Banquet at the University Center Club at Doak Campbell Stadium in Tallahassee on Saturday, March 6, 2021.

See Preseason Honors on Page 14

**BIG PRESEASON HONORS**

- TE **Pat Freiermuth** was among the 10 players named to the Big Ten preseason honors list, as selected by the conference's media members.

**BIG TEN PRESEASON HONOREES**

WEST DIVISION	EAST DIVISION
Rashod Bateman, WR, MINN	Kwity Paye, DE, MICH
Tanner Morgan, QB, MINN	Wyatt Davis, OG, OSU
Paddy Fisher, LB, NU	Justin Fields, QB, OSU
Rondale Moore, WR, PUR	Shaun Wade, CB, OSU
Jack Sanborn, ILB, WIS	<b>Pat Freiermuth, TE/H, PSU</b>

See Preseason Honors on Page 14

**LAWNBOYZ**

- RB **Devyn Ford** had a career-high 20 carries in the season-opener at Indiana, bettering his previous high of eight against Indiana in 2019.
- Penn State ranked third in the Big Ten with 250 rushing yards in the opening week.
- See National Nits on Page 8
- The Nittany Lions tallied 52 rushing attempts at Indiana, equaling the fourth-most by the program under James Franklin. Penn State last had 52 rushing attempts against Iowa in 2016.
- Last season, Penn State ranked fourth in the Big Ten and 36th in FBS with 190.6 rushing yards per game.
- RB **Journey Brown** is 66 yards shy of 1,000 career rushing yards. Last season, he ran for 890 yards on 129 carries (6.9 average) with 12 touchdowns. He also had at least one rushing touchdown in five-straight games to end the season.
- RB **Noah Cain** set a Penn State freshman record last season with eight rushing touchdowns, passing D.J. Dozier (1983) and Saquon Barkley's (2015) seven. He also became the first Penn State freshman to run for 100 yards in back-to-back games (105 yards vs. Purdue; 102 yards at Iowa) since Barkley in 2015.

**BROWN NAMED TO MAXWELL AWARD WATCH LIST**

- RB **Journey Brown** was named to the Maxwell Award Watch List. The Maxwell Award is presented annually to the most outstanding player in college football.
- The Maxwell Award has been presented to the College Player of the Year since 1937 and is named in honor of Robert "Tiny" Maxwell, a former standout at the Swarthmore College and a renowned sports writer and football official.

**BROWN AND CAIN ON THE DOAK WALKER WATCH LIST**

- RBs **Journey Brown** and **Noah Cain** were named to the Doak Walker Award watch list by the PwC SMU Athletic Forum. The Forum annually presents the award to the nation's top college running back.
- The PwC SMU Athletic Forum Board of Directors will name 10 semifinalists in November, and three finalists, as voted on by the Doak Walker Award National Selection Committee, in November. The committee will cast a second vote in December to determine the recipient.
- The recipient of the 2020 Doak Walker Award will be announced live on The Home Depot College Football Awards. It is the only major collegiate award that requires all candidates to be in good academic standing and on schedule to graduate within one year of other students of the same classification.
- Penn State has one Doak Walker winner (Larry Johnson, 2002) and three finalists (Ki-Jana Carter, 1994; Curtis Enis, 1997; Saquon Barkley, 2017).

See Preseason Honors on Page 14

**VIRTUAL VALLEY**

**VITRUAL VALLEY EXPERIENCE**

- Penn State Athletics announced the Virtual Valley Experience as a way to virtually bring Nittany Lion fans to football game days, including having a presence in Beaver Stadium. Virtual Valley will also give fans behind-the-scenes access to the Penn State football program all season long.
- Due to the ongoing COVID-19 pandemic, tailgating or gathering on campus and/or in University parking lots is not permitted and will be monitored closely. If fans choose to gather at their home, Penn State recommends following local health and safety guidelines as Nittany Nation virtually comes together on football Saturdays. The Virtual Valley Experience website will be updated weekly. Visit the site at GoPSUsports.com/virtualvalley to find out more.
- Athletics is encouraging fans to participate in any of the three options to have a presence in Beaver Stadium, by purchasing a fan cutout or participating in the Raise the Song virtual campaign or posting their photos on social using #PSUPride.
- Fans can purchase cutouts of themselves to be placed inside Beaver Stadium for the entire 2020 football season. Cutouts are \$85 for the first cutout, \$75 for each additional cutout (up to three additional cutouts) and \$65 for Penn State students for the season.
- Portions of the net proceeds from this initiative will be donated to THON, as well as Penn State equity and inclusion programs: Bunton-Waller scholarship program and Multicultural Faculty Development Support Funds. The Bunton-Waller scholarship is named in honor of Mildred Settle Bunton (1932), recognized as the first African American woman to graduate from Penn State, and Calvin Hoffman Waller (1904), believed to be Penn State's first African American graduate. The scholarship is given to students who enhance the broad and diverse student population at PSU.
- The cutouts will be placed inside Beaver Stadium and visible to the student-athletes. Traditionally for the biggest games of the season, fans are asked to Penn State White Out gear to create the greatest atmosphere in college football. While this season will be different, we are still asking fans to wear their Penn State White Out gear in their submitted image. For more information and to purchase your fan cutouts, visit www.gopsports.com/cutouts.
- The Raise the Song virtual campaign asks Penn State fans to submit videos of themselves cheering on the Nittany Lions. Those videos will be used in-stadium on game day to support our student-athletes. Videos may also be featured during virtual programming or on Penn State Athletics social media accounts. Fans can submit their videos at: www.gopsports.com/raisethesong.
- The long-running Penn State Coaches Show featuring James Franklin presented by Pepsi airs Thursday evenings at 6 p.m. and is available on Penn State Sports Network affiliates and LionVision. On game days, the Penn State Sports Network pregame and postgame shows will air on network affiliates, as well as LionVision, and features Steve Jones and Jack Ham. The postgame show is presented by the PA Propane Foundation.
- The Unrivaled Pregame Show airs at 8 a.m. each week. This new show will bring the game day experience into fans' homes by highlighting the traditions and fan experiences which make Penn State the best game experience in the country. The Unrivaled Postgame Show, returning for its second season, recaps the game with coach and student-athlete interviews. Both programs are available to fans for free on LionVision, Facebook LIVE and Twitter.

**Additional virtual initiatives for the 2020 football season include:**

- Fan Photos on Beaver Stadium Videoboard – Fans can show their support of Penn State football student-athletes by posting photos on Twitter and Instagram using the hashtag #PSUPride. Photos will be featured on the videoboards in Beaver Stadium during home games and on the Virtual Valley Experience website.
- Unrivaled Podcast – Unrivaled: The Official Podcast of Penn State Football, returns for its second season with new episodes each Thursday.
- Virtual Tailgate of the Game Contest – Each game day, fans will be asked to share photos of their socially distant or virtual tailgates on social media, using #PSUTailgate. The fans showing the most Penn State spirit will be selected as the Tailgate of the Game and claim a prize from the Nittany Lion Club.
- Behind the Mic – The Penn State Sports Network brings fans into the radio booth with Steve Jones and Jack Ham. Watch and listen to Steve and Jack as they broadcast the game. Please note, this video feed does not show the game.
- Halftime Trivia Contest – Each week at halftime of the game, fans will have the opportunity to participate in the Penn State Football-themed trivia contest.
- Nittany Lion Club Tailgate Cookbook Recipe of the Week – The Nittany Lion Club will feature its Recipe of the Week each Wednesday.
- Zoom Backgrounds – Penn State Athletics has a variety of virtual Zoom backgrounds, including tailgate lot views, available on GoPSUsports.com.

**Virtual Valley Experience Game Week Schedule**

<b>Tuesday</b>	12:30 p.m.	Head Coach James Franklin's Weekly Press Conference	LionVision/Facebook LIVE
<b>Wednesday</b>	-	Nittany Lion Club Tailgate Cookbook Recipe of the Week	@NittanyLionClub social channels
<b>Thursday</b>	-	PSECU Game Preview	@PennStateFBall social channels
	-	Unrivaled: The Official Podcast of Penn State Football	@PennStateFBall social channels
	6 p.m.	Penn State Coaches Show featuring James Franklin presented by Pepsi	LionVision/PSSN Affiliates
<b>Friday</b>		Game Preview with Head Coach James Franklin	@PennStateFBall social channels
<b>Saturday</b>	8 a.m.	Unrivaled Pregame Show	LionVision/Facebook LIVE/Twitter
	1.5 hrs. before kickoff	Penn State Sports Network Pregame Show	LionVision/PSSN Affiliates
		Nittany Lion Club's Virtual Tailgate of the Game Contest	@GoPSUsports social channels
		Penn State Sports Network Radio Broadcast	LionVision/PSSN Affiliates
	Kickoff	Behind the Mic Stream with Steve Jones & Jack Ham	LionVision/GoPSUsports Facebook LIVE
	Kickoff	Halftime Trivia Contest	@GoPSUsports social channels
	Postgame	Unrivaled Postgame Show	Facebook LIVE/Twitter
	Postgame	Penn State Sports Network Postgame Show Presented by PA Propane Foundation	LionVision/PSSN Affiliates



## PRESEASON HONORS

### JOURNEY BROWN, RUNNING BACK

#### Watch List

Maxwell Award Watch List (National Player of the Year)

Paul Hornung Award Watch List (Most Versatile)

Doak Walker Award Watch List (Top RB)

#### Preseason All-Conference

Athlon All-Big Ten (1st Team)

Phil Steele All-Big Ten (1st Team)

### NOAH CAIN, RUNNING BACK

Doak Walker Award Watch List (Top RB)

### TARIQ CASTRO-FIELDS, CORNERBACK

Athlon All-Big Ten (2nd Team)

Phil Steele All-Big Ten (1st Team)

### SEAN CLIFFORD, QUARTERBACK

#### Watch List

Davey O'Brien Award Watch List (Top QB)

Johnny Unitas Golden Arm Award (Top Graduating QB)

Manning Award Watch List (Top QB)

Wuerffel Trophy Watch List (Community)

#### Preseason All-Conference

Athlon All-Big Ten (3rd Team)

Phil Steele All-Big Ten (3rd Team)

### JAHAN DOTSON, WIDE RECEIVER

Athlon All-Big Ten (3rd Team)

Phil Steele All-Big Ten (3rd Team)

### JAMES FRANKLIN, HEAD COACH

Bobby Dodd Trophy Watch List (Top Coach)

### PAT FREIERMUTH, TIGHT END

#### Watch List

John Mackey Award Watch List (Top TE)

Biletnikoff Award Watch List (Top Receiver)

#### Preseason All-America

AP Preseason All-America (1st Team)

Athlon Sports Preseason All-America (1st Team)

USA Today Preseason All-America (2nd Team)

Walter Camp Preseason All-America (2nd Team)

Phil Steele All-America (1st Team)

#### Preseason All-Conference

Big Ten Player to Watch

Athlon All-Big Ten (1st Team)

Phil Steele All-Big Ten (1st Team)

### WILL FRIES, OFFENSIVE LINE

Phil Steele All-Big Ten (3rd Team)

### MICHAL MENET, OFFENSIVE LINE

Rimington Watch List (Top C)

#### Preseason All-Conference

Athlon All-Big Ten (3rd Team)

Phil Steele All-Big Ten (3rd Team)

### PJ MUSTIPHER, DEFENSIVE TACKLE

Athlon All-Big Ten (2nd Team)

### JAYSON OWEH, DEFENSIVE END

Phil Steele All-Big Ten (2nd Team)

### JAKE PINEGAR, KICKER

Lou Groza Award Watch List (Top K)

### SHAKA TONEY, DEFENSIVE END

Nagurski Award Watch List (Defensive Player of the Year)

Athlon All-Big Ten (1st Team)

Phil Steele All-Big Ten (1st Team)

### LAMONT WADE, SAFETY

#### Watch List

Jim Thorpe Award Watch List (Top DB)

#### Preseason All-Conference

Athlon All-Big Ten (2nd Team)

Phil Steele All-Big Ten (2nd Team)

## BROWN NAMED TO THE HORNUNG AWARD WATCH LIST

- RB/KR **Journey Brown** was named one of 50 players to the Paul Hornung Award Watch List by The Louisville Sports Commission.
- The Paul Hornung Award, now in its 11th season, is given annually to the most versatile player in major college football by the Louisville Sports Commission and football legend and Louisville native Paul Hornung. The winner and his family will be honored at the annual Paul Hornung Award dinner at the Galt House Hotel in downtown Louisville on March 2021.  
**See Preseason Honors on Page 14**

## WASHINGTON MAKES DEBUT

- WR **Parker Washington** became the first true freshman wide receiver to start a season opener since Brandon Polk against Temple in 2015.
- Washington caught a 9-yard touchdown pass in overtime, marking the second-straight season opener with a freshman catching a touchdown pass. **Brenton Strange** caught a 4-yard touchdown reception against Idaho in 2019.

## DOTSON GOES DEEP

- WR **Jahan Dotson** hauled in a 60-yard touchdown reception at Indiana. It was Dotson's fifth career touchdown catch and his fourth of 40 or more yards.
- Dotson tied a career-high with four catches at Indiana. He also had four in two previous games with the last time coming against Buffalo in 2019.

## MENET NAMED TO RIMINGTON LIST

- Redshirt senior center **Michal Menet** was named to the Rimington Trophy watch list. The Rimington Trophy is presented annually to the most outstanding center in Division I.
- Menet made 13 starts at center in 2019 and was a team captain. He has played in 37 career games, making 25 starts at center. A 2019 All-Big Ten honorable mention by the coaches and media, Menet earned the Dick Maginnis Memorial Award, recognizing an outstanding offensive lineman, at the team's awards banquet following the 2019 season.  
**See Preseason Honors on Page 14**

## DEFENSE NOTES

### BEHIND THE LINE

- Penn State continued
- Penn State's three sacks ranked second in the Big Ten, while its six tackles for loss ranked fifth.
- DE **Shaka Toney** registered two sacks at Indiana to tie for the conference lead with three others in the Big Ten for the week.
- Toney has collected two or more sacks in four career games and has recorded two or more sacks in a quarter three times in his career (2018 at Indiana, 2019 vs. Purdue, 2020 at Indiana).
- Toney has 17.5 career sacks.
- Last season, Penn State ranked 11th in FBS and second in the Big Ten in tackles for loss per game (7.8), and seventh in FBS and third in the Big Ten in sacks (3.46 per game), totaling 45 for the year.
- Penn State's 3.33 sacks per game over the last five years (2015-20) trail only Clemson (3.34).
- Penn State's 223 sacks over the last six years (2015-20) are third only to Clemson (267) and Alabama (231).
- Over the last six years, Penn State has cumulated a 9.21 percent sack percentage (223 sacks on 2,420 plays), which ranks third behind Clemson and Michigan.
- PSU posted five consecutive 40-plus sack seasons for the first time in program history after totaling 45 last season, 47 in 2018, 42 in 2017, 40 in 2016 and 46 in 2015.  
**See National Nits on Page 8**

## STOPPING THE RUN

- Indiana attempted only 26 rushes against Penn State, tied for the sixth-lowest by any opponent in the James Franklin era.
- Penn State limited Indiana to 41 yards rushing, the fewest allowed in the conference during the opening week.
- Penn State allowed just 95.0 yards rushing per game last season to rank fifth in FBS and lead the Big Ten.
- Penn State allowed 2.55 yards per rush to lead FBS.
- Penn State held eight of 13 opponents last season to less than 100 yards rushing.
- Three of the five lowest rushing yards allowed totals under James Franklin were established last season, with minus-19 yards allowed to Purdue, 4 yards allowed to Idaho and 24 yards allowed to Pitt.  
**See Statistical Highs & Lows on Page 6**

## TONEY ON NAGURSKI WATCH LIST

- DE **Shaka Toney** was named to the Bronko Nagurski Trophy Watch List by the Charlotte Touchdown Club. The award recognizes the National Defensive Player of the Year and Penn State is one of 15 schools with teammates on the watch list.
- The winner of the 2020 Bronko Nagurski Trophy presented by LendingTree as the National Defensive Player of the Year will be chosen from five finalists. The FWAAs All-America Committee, after voting input from the association's full membership, selects a 26-man All-America Team and eventually the Nagurski Trophy finalists. Committee members, by individual ballot, select the winner they regard as the best defensive player in college football.  
**See Preseason Honors on Page 14**

## DEFENSIVE BACKS MAKE IMPACT

- S **Lamont Wade** intercepted a pass at Indiana for his first career interception and recovered a fumble for his second career fumble recovery. His first fumble recovery came against Ohio State in 2019.
- Making his first career start at Indiana, CB **Joey Porter Jr.** registered his first career sack.
- Porter collected a career-best five tackles and broke up a pass in the fourth quarter.

## WADE ON JIM THORPE WATCH LIST

- S **Lamont Wade** was named to the Paycom Jim Thorpe Award watch list by The Oklahoma Sports Hall of Fame (OSHOF) and Jim Thorpe Association.
- This list includes 49 of the nation's best defensive backs, representing 10 conferences. The preseason watch list is selected by a screening committee whose members compile a list of up to 50 players. The watch list will be narrowed down to 10 to 15 semifinalists on the first Monday of November. From there, three finalists are submitted to a national panel of over 250 sports writers, sportscasters, former players and coaches who vote to determine the winner of the award.
- All three finalists are invited to attend The Home Depot College Football Awards Show Presented by Gildan, broadcast live on ESPN from Atlanta, Georgia, where the winner is announced. The official presentation of the Paycom Jim Thorpe Award takes place in Oklahoma City, following ESPN's live presentation at The Home Depot College Football Awards Show.  
**See Preseason Honors on Page 14**

## FUMBLE!

- LB **Ellis Brooks** forced his first career forced fumble at Indiana.
- Penn State has forced at least one fumble in its last seven games dating back to last season.
- Last season, Penn State led the FBS with 22 forced fumbles, totaling its most forced fumbles since tallying a team-record 25 in 1968.
- S **Lamont Wade** tied a Big Ten record and led FBS for the year with three forced fumbles in a game at Ohio State.

## POSITION CHANGES

- Redshirt sophomore **Trent Gordon** made the switch over to safety after spending the previous two seasons at cornerback.
- In addition, **Sebastian Costantini** moved from kicker to cornerback.

**SPECIAL TEAMS NOTES**

**PINEGAR CLIMBING KICKING CHARTS**

- K **Jake Pinegar** has converted 27 career field goals to rank tied for 14th all-time at Penn State with Ray Tarasi (1986-89).
  - Pinegar has 114 career extra points to rank seventh all-time at Penn State.
- See Records Watch on Pages 22-25**

**PINEGAR ON GROZA AWARD WATCH LIST**

- K **Jake Pinegar** was one of 30 players named to the watch list for the 2020 Lou Groza Collegiate Place-Kicker Award by the Palm Beach County Sports Commission.
  - Accomplishments are tabulated throughout the season and the Lou Groza Collegiate Place-Kicker Award will announce its 20 semifinalists on Thursday, November 5th. From this list, a panel of more than 100 FBS head coaches, SIDs, media members, former Groza finalists, and current NFL kickers selects the top three finalists for the award, announced on Tuesday, November 24th. That same group then selects the national winner, who will be announced on Thursday, December 10th during the Home Depot College Football Awards Show on ESPN.
  - The 29th Annual Lou Groza Collegiate Place-Kicker Award, presented by the Orange Bowl, recognizes the three finalists during a celebration in Palm Beach County, culminating with a gala awards banquet at West Palm Beach's Kravis Center for the Performing Arts on December 7th.
- See Preseason Honors on Page 14**

**SEASON NOTES**

**OVERTIME OVER TIME**

- College football introduced overtime during the bowl season in 1995 and adopted it for regular season games in 1996. Since then, Penn State has played 14 overtime games, including six over the 2012-14 seasons.
- Nine of the 14 overtime tilts have come at home, three in true road games, one in the 2006 Orange Bowl and one in the 2014 Pinstripe Bowl.
- Penn State is 8-6 all-time in overtime games, with a 5-4 record at Beaver Stadium, 1-2 mark in true road games and 2-0 ledger at a neutral site.
- Penn State's first two overtime contests came vs. Iowa in 2000 and 2002 at home. The Nittany Lions dropped their first three contests that went to the extra period, but won five straight overtime contests before falling to Nebraska on Nov. 23, 2013.
- Penn State's all-time overtime games:

Date	Opponent	Score
11/4/00	IOWA (20T)	L, 23-26
9/28/02	IOWA	L, 35-42
10/12/02	at Michigan	L, 24-27
1/3/06	vs. Florida State (30T) <sup>1</sup>	W, 26-23
10/7/06	at Minnesota	W, 28-27
11/24/12	WISCONSIN	W, 24-21
10/12/13	MICHIGAN (40T)	W, 43-40
11/2/13	ILLINOIS	W, 24-17
11/23/13	NEBRASKA	L, 20-23
10/25/14	OHIO STATE (20T)	L, 24-31
12/27/14	vs. Boston College <sup>2</sup>	W, 31-30
10/2/16	MINNESOTA	W, 29-26
9/1/18	APPALACHIAN STATE	W, 45-38
10/24/20	at Indiana	L, 35-36

1 - Orange Bowl, 2 - Pinstripe Bowl

**DEGREES ON THE WALL**

- The Nittany Lions have five total graduates on the roster: **Will Fries** (economics), **Isaac Lutz** (accounting), **Antonio Shelton** (broadcast journalism), **Shane Simmons** (communication arts & sciences) and **Justin Weller** (finance).
- Fries and Shelton are working on second degrees in telecommunications, Lutz is working on a graduate degree in real estate analysis and development and Weller is working on a graduate degree in economics.

**ACADEMIC SUCCESS**

- Penn State posted its first 1,000 single-year APR in program history in 2018-19, topping the previous high of 993 in 2014-15.
- The 2020 spring semester saw the Nittany Lions post a record 89 squad members with at least a 3.0 grade-point average (GPA) with the University's alternative COVID-19 grading system in place.
- The 89 Nittany Lions with a 3.0 GPA or higher surpasses the mark of 56 set by the 2015 fall semester for the most 3.0 students in a semester in football program history.
- A total of 36 Nittany Lions posted a 3.5 GPA or higher while taking at least 12 credits in the 2020 spring semester, marking a school record for Dean's List honorees.
- A program record nine Nittany Lions were named 2019-20 Big Ten Distinguished Scholars.

**PENN STATE SEASON OPENERS**

- After an Indiana rally in overtime, the Nittany Lions own a record of 110-22-2 in opening games.
- The Lions have won 16 of their last 19 season openers.
- Penn State's longest streaks of winning their season openers are: 12 (1919-30), 11 (1893-1903), 10 (1973-82; 2002-11), 9 (1909-17) and 7 (1942-48).
- The Nittany Lions went unbeaten from 1909-30, winning 20-of-21 season openers. They tied Wissahickon Barracks, 6-6, in 1918 and the streak was stopped by Waynesburg, a 7-0 setback, in 1931.
- In 2020, Penn State opened against a Big Ten opponent for the first time since opening against Minnesota in both 1993 (W, 38-20 at home) and 1994 (W, 56-3 on road).
- Penn State opened its season on the road for the first time since 2015 at Temple (L, 10-27).
- Penn State played its seventh season opener away from home since joining the Big Ten. Penn State is 4-3 in those games, going 1-2 in true road games and 3-1 at neutral sites.

**Penn State Season Openers Away from Home (BIG 10 era)**

Date	Opponent (Location)	Result
Sept. 3, 1994	at Minnesota	W, 56-3
Aug. 25, 1996	vs. USC (Giants Stadium)	W, 24-7
Aug. 27, 2000	vs. USC (Giants Stadium)	L, 5-29
Aug. 31, 2013	vs. Syracuse (Giants Stadium)	W, 23-17
Aug. 30, 2014	vs. UCF (Ireland)	W, 26-24
Sept. 5, 2015	at Temple	L, 10-27
Oct. 24, 2020	at Indiana	L, 35-36 (OT)

**BIG OPENERS OVER THE YEARS**

- Penn State owns a 14-14 record in Big Ten opening contests overall and a 10-9 mark on the road.
- Penn State had a streak of three consecutive opening wins snapped at Indiana.
- Penn State opened the Big Ten season on the road for a fourth-straight year, the 10th time in the last 11 years and 14th time in the last 17 years.
- Penn State opened at Indiana for the fourth time in program history. The Nittany Lions have also played Illinois (4), Iowa (4), Wisconsin (4), Minnesota (3), Ohio State (3), Michigan (2), Rutgers (2), Maryland (1) and Northwestern (1) in Big Ten openers.

**THIRTY-NINE LETTERWINNERS RETURN FROM 2019**

- Penn State returns 39 lettermen from last year's Top 10 squad – 16 on offense, 20 on defense and three on special teams.
- A total of 42 lettermen are returning for the Nittany Lions. In addition to the 39 lettermen returning from 2019, **Rafael Checa** (2018), **Donovan Johnson** (2018) and **Cam Sullivan Brown** (2018) each are previous letterwinners.
- The Nittany Lions lost the services of 20 lettermen – 11 on offense, eight on defense and one specialist.

**MEDICAL PROTOCOLS**

The Big Ten Council of Presidents and Chancellors (COP/C) adopted significant medical protocols including daily antigen testing, enhanced cardiac screening and an enhanced data-driven approach when making decisions about practice/competition. The COP/C voted unanimously to resume the football season starting the weekend of October 23-24, 2020. The decision was based on information presented by the Big Ten Return to Competition Task Force, a working group that was established by the COP/C and Commissioner Kevin Warren to ensure a collaborative and transparent process.

The Big Ten is requiring student-athletes, coaches, trainers and other individuals that are on the field for all practices and games to undergo daily antigen testing. Test results must be completed and recorded prior to each practice or game. Student-athletes who test positive for the coronavirus through point of contact (POC) daily testing would require a polymerase chain reaction (PCR) test to confirm the result of the POC test.

Each institution has designated a Chief Infection Officer (CInO) who will oversee the collection and reporting of data for the Big Ten Conference. Team test positivity rate and population positivity rate thresholds will be used to determine recommendations for continuing practice and competition.

All COVID-19 positive student-athletes will have to undergo comprehensive cardiac testing to include labs and biomarkers, ECG, Echocardiogram and a Cardiac MRI. Following cardiac evaluation, student-athletes must receive clearance from a cardiologist designated by the university for the primary purpose of cardiac clearance for COVID-19 positive student-athletes. The earliest a student-athlete can return to game competition is 21 days following a COVID-19 positive diagnosis.

In addition to the medical protocols approved, the 14 Big Ten institutions will establish a cardiac registry in an effort to examine the effects on COVID-19 positive student-athletes. The registry and associated data will attempt to answer many of the unknowns regarding the cardiac manifestations in COVID-19 positive elite athletes.

The Big Ten Conference will use data provided by each Chief Infection Officer (CInO) to make decisions about the continuation of practice and competition, as determined by team positivity rate and population positivity rate, based on a seven-day rolling average:

Team positivity rate (number of positive tests divided by total number of tests administered):

- Green 0-2%
- Orange 2-5%
- Red >5%

Population positivity rate (number of positive individuals divided by total population at risk):

- Green 0-3.5%
- Orange 3.5-7.5%
- Red >7.5%

Decisions to alter or halt practice and competition will be based on the following scenarios:

- Green/Green and Green/Orange: Team continues with normal practice and competition.
- Orange/Orange and Orange/Red: Team must proceed with caution and enhance COVID-19 prevention (alter practice and meeting schedule, consider viability of continuing with scheduled competition).
- Red/Red: Team must stop regular practice and competition for a minimum of seven days and reassess metrics until improved.

## NIITTANY LIONS IN THE NFL

- A total of 41 Penn State football alumni are populating the rosters of 23 National Football League teams.
- The Nittany Lions annually are among the top 20 programs nationally in producing players in the NFL. In addition, seven former Nittany Lions are members of NFL coaching staffs and two former PSU student-athletes from sports other than football are on rosters.
- Eight players from PSU's 2019 squad are on NFL teams.

### NIITTANY LIONS ON NFL ROSTERS

- Baltimore Ravens (1):** Trace McSorley (2)  
**Buffalo Bills (1):** Ryan Bates (2)  
**Carolina Panthers (2):** Yetur Gross-Matos (R), Shareef Miller (2)  
**Chicago Bears (2):** Jordan Lucas (5)<sup>^</sup>, Allen Robinson II (7)  
**Dallas Cowboys (2):** Sean Lee (11)<sup>IR</sup>, Connor McGovern (2)  
**Denver Broncos (2):** DaeSean Hamilton (3), KJ Hamler (R)  
**Detroit Lions (3):** Jason Cabinda (3), Jesse James (6), Amani Oruwariye (2)  
**Green Bay Packers (1):** Adrian Amos (6)  
**Houston Texans (1):** John Reid (R)  
**Indianapolis Colts (1):** Robert Windsor (R)  
**Las Vegas Raiders (2):** Nick Bowers (R), Carl Nassib (5)  
**Los Angeles Rams (1):** Nick Scott (2)  
**Miami Dolphins (1):** Mike Gesicki (3)  
**Minnesota Vikings (1):** Dan Chisena (R)  
**New Orleans Saints (1):** Blake Gillikin (R)<sup>IR</sup>, Grant Haley (3), Anthony Zettel (5)  
**New York Giants (3):** Saquon Barkley (2)<sup>C</sup><sup>IR</sup>, Cam Brown (R), Austin Johnson (5)  
**New York Jets (1):** Sam Ficken (4), Chris Hogan (8; former MLAX player), Ross Travis (5, former MBB player)  
**Philadelphia Eagles (2):** Miles Sanders (2), Trevor Williams (5)<sup>IR</sup>  
**Pittsburgh Steelers (2):** Marcus Allen (3), Stefen Wisniewski (10)  
**San Francisco 49ers (2):** Kevin Givens (2), Robbie Gould (16)  
**Tampa Bay Buccaneers (3):** Chris Godwin (4), A.Q. Shipley (9), Donovan Smith (6)  
**Tennessee Titans (2):** Jack Crawford (9), DaQuan Jones (7)<sup>C</sup>  
**Washington Redskins (1):** Troy Apke (3)
- Italics indicates practice squad* | <sup>C</sup> Team Captain | <sup>IR</sup> Injured Reserve  
<sup>^</sup> Opt-out

### SEVEN FORMER LIONS ON NFL COACHING STAFFS

Seven former Nittany Lions are patrolling the sidelines as part of NFL coaching staffs in 2020.

#### Matt Rhule (Carolina, head coach)

- Tom Bradley (Pittsburgh, defensive backs)
- Bobby Engram (Baltimore, tight ends)
- Al Golden (Cincinnati, linebackers)
- D'Anton Lynn (Houston, secondary)
- Mike Munchak (Denver, offensive line)
- Jeff Nixon (Carolina, senior offensive assistant/RBs)

## SEVENTEEN STARTERS RETURNING

- The Nittany Lions return 17 starters – 10 on offense, four on defense and three on special teams.
- Nine additional Penn Staters have starting experience – three on offense, five on defense and one specialist.
- Among the returning starters are 2019 All-Big Ten second team honorees **Pat Freiermuth** and **Shaka Toney**, third team honoree **Tariq Castro-Fields**, as well as honorable mention selections **Journey Brown**, **Sean Clifford**, **Will Fries**, **Michal Menet**, **Jake Pinegar** and **Lamont Wade**.
- Freiermuth was also a second team All-America honoree by the AFCA and The Athletic.

## FIVE BOWL TEAMS HIGHLIGHT SCHEDULE

- The Big Ten announced a revised nine-game conference only football schedule on Sept. 19. It has eight scheduled games with the ninth game to be played Dec. 19, featuring an East vs. West match-up as part of Big Ten Champions week.
- The Nittany Lions will face five teams that participated in a bowl game during the 2019 campaign.
- Indiana went 8-4 during the regular season and fell to Tennessee in the TaxSlayer Gator Bowl, 23-22.
- Ohio State won the Big Ten East Division and went on to defeat Wisconsin in the Big Ten Championship Game (34-21). The Buckeyes fell to Clemson in the College Football Playoff Semifinal (29-23).
- Iowa finished the season 10-3 overall after defeating the USC Spartans in the Holiday Bowl, 49-24.
- Michigan earned a spot in the VRBO Citrus Bowl, losing to No. 9 Alabama, 35-16, to finish 9-4 on the year.
- Michigan State finished 7-6 overall after picking up a 27-21 victory over Wake Forest in the New Era Pinstripe Bowl.

## FAMILY AFFAIR

- Penn Staters know that it is very common for generations of families to all attend Penn State. For a fortunate few, immediate family members are also able to follow in a brother, father or grandfather's footsteps on the Penn State football team.
- Three sons of Penn State lettermen are on the 2020 team.
 

<b>Father (Letters)</b>	<b>Son (Class)</b>
Brian Chizmar (1986-89)	Max Chizmar (R-Jr.)
Bruce Ellis (1973-76)	Keaton Ellis (So.)
Chris Thorpe (1988)	C.J. Thorpe (R-Jr.)
- Four pairs of brothers are currently represented.
 

<b>Older (Letters/Class)</b>	<b>Younger (Class)</b>
Adam De Boef (2017)	Collin De Boef (R-Fr.)
Billy Fessler (2017)	Henry Fessler (R-So.)
Kyle Vasey (2018)	Dan Vasey (R-Jr.)
Christian Kuntz (2012)	Zack Kuntz (R-So.)

## URSCHEL NAMED TO CFP SELECTION COMMITTEE

- John Urschel, a former All-American lineman at Penn State, was named to a three-year term on the CFP Selection Committee.
- Urschel was also a two-time All-Big Ten performer and a 4.0 student at Penn State University. The Baltimore Ravens drafted him in the fifth round of the 2014 NFL draft. He retired after three seasons with the Ravens and enrolled at MIT to pursue a Ph.D. in applied mathematics (expected completion in 2020), which he began work on in January 2016 while he was still playing for the Ravens.
- Urschel earned a bachelor's degree in mathematics in 2012 (in less than three years) and a master's in mathematics a year later (again with a 4.0). During the spring 2013 semester, Urschel taught a section of trigonometry and analytic geometry to Penn State undergraduate students three days a week in addition to his own academic and football responsibilities. He won the Sullivan Award, given to the most outstanding amateur athlete in the country, in 2013. A two-time Academic All-American, he also won the 2013 Campbell Trophy, which recognizes college football's top scholar-athlete.
- Urschel has written a memoir, "Mind and Matter," with his wife, journalist Louisa Thomas, chronicling his life in athletics and academics. Last spring, even as he tackled the commitment of a full-time graduate student, he was a teaching assistant for the first time – in a Differential Equations course.

## FUTURE SCHEDULES

### 2021 Schedule

- Sept. 4 ..... at Wisconsin\*
- Sept. 11 ..... BALL STATE
- Sept. 18 ..... AUBURN
- Sept. 25 ..... VILLANOVA
- Oct. 2 ..... *Bye*
- Oct. 9 ..... at Iowa\*
- Oct. 16 ..... ILLINOIS\*
- Oct. 23 ..... at Michigan State\*
- Oct. 30 ..... INDIANA\*
- Nov. 6 ..... at Maryland\*
- Nov. 13 ..... MICHIGAN\*
- Nov. 20 ..... at Ohio State\*
- Nov. 27 ..... RUTGERS\*
- Dec. 4 ..... B1G Championship

### 2022 Schedule

- Sept. 3 ..... at Purdue\*
- Sept. 10 ..... OHIO
- Sept. 17 ..... at Auburn
- Sept. 24 ..... CENTRAL MICHIGAN
- Oct. 1 ..... OHIO STATE\*
- Oct. 8 ..... at Michigan\*
- Oct. 15 ..... ILLINOIS\*
- Oct. 22 ..... *Bye*
- Oct. 29 ..... MICHIGAN STATE\*
- Nov. 5 ..... at Indiana\*
- Nov. 12 ..... MARYLAND\*
- Nov. 19 ..... MINNESOTA\*
- Nov. 26 ..... at Rutgers\*
- Dec. 3 ..... B1G Championship

### 2023 Schedule

- Sept. 2 ..... WEST VIRGINIA
- Sept. 9 ..... DELAWARE
- Sept. 16 ..... at Illinois\*
- Sept. 23 ..... at Northwestern\*
- Sept. 30 ..... *Bye*
- Oct. 7 ..... INDIANA\*
- Oct. 14 ..... at Michigan State\*
- Oct. 21 ..... at Ohio State\*
- Oct. 28 ..... IOWA\*
- Nov. 4 ..... MICHIGAN\*
- Nov. 11 ..... UMass
- Nov. 18 ..... RUTGERS\*
- Nov. 25 ..... at Maryland\*
- Dec. 2 ..... B1G Championship

### 2024 Schedule

- Aug. 31 ..... at West Virginia
  - Sept. 7 ..... BOWLING GREEN
  - Sept. 14 ..... at Rutgers\*
  - Sept. 21 ..... *Open*
  - Sept. 28 ..... *Open*
  - Oct. 5 ..... MARYLAND\*
  - Oct. 12 ..... ILLINOIS\*
  - Oct. 19 ..... at Wisconsin\*
  - Oct. 26 ..... NEBRASKA\*
  - Nov. 2 ..... *Open*
  - Nov. 9 ..... OHIO STATE\*
  - Nov. 16 ..... at Michigan\*
  - Nov. 23 ..... at Indiana\*
  - Nov. 30 ..... MICHIGAN STATE\*
  - Dec. 7 ..... B1G Championship
- One non-conference game to be scheduled*

### 2025 Schedule

- Sept. 6 ..... VIRGINIA TECH
  - Sept. 13 ..... VILLANOVA
  - Sept. 20 ..... RUTGERS\*
  - Sept. 27 ..... at Illinois\*
  - Oct. 4 ..... PURDUE\*
  - Oct. 11 ..... *Open*
  - Oct. 18 ..... at Maryland\*
  - Oct. 25 ..... at Minnesota\*
  - Nov. 1 ..... INDIANA\*
  - Nov. 8 ..... *Open*
  - Nov. 15 ..... at Ohio State\*
  - Nov. 22 ..... MICHIGAN\*
  - Nov. 29 ..... at Michigan State\*
  - Dec. 6 ..... B1G Championship
- One non-conference game to be scheduled*

### Future Non-Conference Games

- Sept. 12, 2026 ..... at Temple
  - Sept. 11, 2027 ..... DELAWARE
  - Sept. 18, 2027 ..... TEMPLE
- \* Big Ten Game

*Schedule subject to change*



DEPTH CHART

OFFENSE

<b>Wide Receiver</b>	
3 Washington, Parker	Fr., 5-10, 205
85 Lutz, Isaac	R-Sr., 5-11, 197
80 Weller, Justin	R-Jr., 6-0, 194
<b>Tight End</b>	
87 Freiermuth, Pat	Jr., 6-5, 258
86 Strange, Brenton	R-Fr., 6-3, 252
82 Kuntz, Zack	R-So., 6-7, 258
84 Johnson, Theo	Fr., 6-6, 254
<b>Left Tackle</b>	
53 Walker, Rasheed	R-So., 6-6, 310
71 Fries, Will	R-Fr., 6-6, 306
75 Holmes, Des	R-Jr., 6-5, 312
<b>Left Guard</b>	
73 Miranda, Mike	R-Jr., 6-3, 301
75 Holmes, Des	R-Jr., 6-5, 312
77 Wormley, Sal	R-Fr., 6-3, 317
<b>Center</b>	
62 Menet, Michal	R-Sr., 6-4, 306
73 Miranda, Mike	R-Jr., 6-3, 301
70 Scruggs, Juice	R-So., 6-3, 302
<b>Right Guard</b>	
69 Thorpe, C.J.	R-Jr., 6-3, 313
75 Holmes, Des	R-Jr., 6-5, 312
55 Whigan, Anthony	R-Jr., 6-4, 315
<b>Right Tackle</b>	
71 Fries, Will	R-Sr., 6-6, 306
79 Wallace, Caedan	R-Fr., 6-5, 313
72 Bryce Effner	R-So., 6-5, 301
<b>Wide Receiver</b>	
6 Sullivan-Brown, Cam	R-Jr., 6-0, 191
11 George, Daniel	R-So., 6-2, 210
10 Jones, TJ	R-Fr., 6-1, 202
<b>Wide Receiver</b>	
5 Dotson, Jahan	Jr., 5-11, 182
13 Lambert-Smith, KeAndre	Fr., 6-1, 185
19 Dottin, Jaden	Fr., 6-2, 190
<b>Quarterback</b>	
14 Clifford, Sean	R-Jr., 6-2, 217
7 Levis, Will	R-So., 6-3, 222
9 Roberson, Ta'Quan	R-Fr., 5-11, 195
<b>Running Back</b>	
28 Ford, Devyn	So., 5-11, 205
26 Holmes, Caziah	Fr., 5-11, 209 <b>OR</b>
24 Lee, Keyvone	Fr., 6-0, 230

DEFENSE

<b>Defensive End</b>	
18 Toney, Shaka	R-Sr., 6-3, 252
20 Isaac, Adisa	So., 6-4, 251
46 Tarburton, Nick	R-So., 6-3, 252
<b>Defensive Tackle</b>	
97 Mustipher, PJ	Jr., 6-4, 300
51 Beamon, Hakeem	R-Fr., 6-3, 292
91 Ellies, Dvon	R-Fr., 6-1, 296
99 Izzard, Coziah	Fr., 6-3, 290
<b>Defensive Tackle</b>	
55 Shelton, Antonio	R-Sr., 6-2, 327
53 Hansard, Fred	R-Jr., 6-3, 324
77 Culpepper, Judge	R-So., 6-4, 295
<b>Defensive End</b>	
28 Oweh, Jayson	R-So., 6-5, 252
34 Simmons, Shane	R-Sr., 6-3, 257
92 Vilbert, Smith	R-Fr., 6-6, 251
<b>Outside Linebacker</b>	
40 Luketa, Jesse*	Jr., 6-3, 242
10 Dixon, Lance	R-Fr., 6-2, 225
23 Jacobs, Curtis	Fr., 6-1, 226
<b>Middle Linebacker</b>	
13 Brooks, Ellis	R-Jr., 6-1, 233
40 Luketa, Jesse	Jr., 6-3, 242
45 Katschir, Charlie	R-So., 6-3, 231
<b>Outside Linebacker</b>	
12 Smith, Brandon	So., 6-3, 244
23 Jacobs, Curtis	Fr., 6-1, 226
10 Dixon, Lance	R-Fr., 6-2, 225
<b>Cornerback</b>	
5 Castro-Fields, Tariq	Sr., 6-0, 191
8 Wilson, Marquis	So., 5-11, 181
25 Hardy, Daequan	R-Fr., 5-9, 180
<b>Safety</b>	
1 Brisker, Jaquan	Sr., 6-1, 210
0 Sutherland, Jonathan	R-Jr., 5-11, 202
21 Rudolph, Tyler	R-Fr., 6-0, 203
<b>Safety</b>	
38 Wade, Lamont	Sr., 5-9, 191
16 Brown, Ji'Airy	Jr., 5-11, 209
19 Gordon, Trent	R-So., 5-11, 199
<b>Cornerback</b>	
9 Porter Jr., Joey	R-Fr., 6-2, 193
2 Ellis, Keaton	So., 5-11, 186 <b>OR</b>
25 Hardy, Daequan	R-Fr., 5-9, 180

SPECIAL TEAMS

<b>Punter</b>	
98 Stout, Jordan	R-Jr., 6-3, 208
93 Forrest, Levi	Fr., 6-5, 184
92 Pinegar, Jake	Jr., 6-2, 192
<b>Kicker (Field Goal)</b>	
92 Pinegar, Jake	Jr., 6-2, 192
98 Stout, Jordan	R-Jr., 6-3, 208
93 Forrest, Levi	Fr., 6-5, 184
<b>Kicker (Kickoff)</b>	
98 Stout, Jordan	R-Jr., 6-3, 208
93 Forrest, Levi	Fr., 6-5, 184
92 Pinegar, Jake	Jr., 6-2, 192
<b>Holder</b>	
98 Stout, Jordan	R-Jr., 6-3, 208
90 Checa, Rafael	R-So., 6-2, 203
93 Forrest, Levi	Fr., 6-5, 184
<b>Long Snapper</b>	
91 Stoll, Chris	R-Jr., 6-2, 242
49 Wright, Michael	Fr., 6-1, 197
50 Chizmar, Max	R-Jr., 6-2, 229
<b>Returner (Kickoff)</b>	
28 Ford, Devyn	So., 5-11, 205
38 Wade, Lamont	Sr., 5-9, 191
3 Washington, Parker	Fr., 5-10, 205
<b>Off Returner (Kickoff)</b>	
38 Wade, Lamont	Sr., 5-9, 191
28 Ford, Devyn	So., 5-11, 205
<b>Punt Returner</b>	
5 Dotson, Jahan	Jr., 5-11, 182
3 Washington, Parker	Fr., 5-10, 205
8 Wilson, Marquis	So., 5-11, 181

PRONUNCIATIONS

Ji'Airy Brown	Ji-YEAR
Tariq Castro-Fields	TUH-reek Castro-Fields
Dvon Ellies	Duh-von EL-ees
Olu Fashanu	O-LOU fash-UH-new
Pat Freiermuth	Pat fryer-muth
Fred Hansard	Hann-SARD
Daequan Hardy	DAY-kwan hardy
Drew Hartlaub	Drew heart-lob
Caziah Holmes	Cuz-EYE-uh Holmes
Adisa Isaac	Uh-dee-suh Isaac
Golden Israel-Achumba	Golden Israel-Uh-chum-buh
Charlie Katschir	Charlie catch-sure
Zack Kuntz	Zack KOON-ts
Will Levis	Will lev-iss
Jesse Luketa	Jesse LUKE-ket-uh
Malick Meiga	Muh-leek Mega
Michal Menet	Michael men-NET
Jayson Oweh	Jason Oh-way
Jake Pinegar	Jake pin-ah-grrr
Ta'Quan Roberson	TAY-kwan Roberson
Dan Vasey	Dan VAY-see
Caedan Wallace	KAY-den Wallace
Anthony Whigan	wig-en

\*Will miss first half vs. Ohio State

ASSISTANT COACHES



**Kirk Ciarrocca**  
Offensive Coord./  
Quarterbacks  
Booth




**Brent Pry**  
Defensive Coord./  
Linebackers  
Field



**Joe Lorig**  
Special Teams  
Coord./Outside LBs  
Field



**Tim Banks**  
Co-Defensive Coord./  
Safeties  
Booth



**Tyler Bowen**  
Co-offensive Coord./  
Tight Ends  
Field



**John Scott Jr.**  
Defensive Line  
Field



**Ja'Juan Seider**  
Run Game Coord./  
Running Backs  
Field



**Terry M. Smith**  
Asst. Head Coach/  
Cornerbacks  
Field



**Taylor Stubblefield**  
Wide Receivers  
Field



**Phil Trautwein**  
Offensive Line  
Field

Kirk shuh-ROCK-uh

JAY-juan cider

Phil trout-wine

# 18 2020 PENN STATE FOOTBALL

## NUMERICAL ROSTER (0-49)

NO.	NAME	POS.	EL.	HT.	WT.	HIGH SCHOOL/COACH	HOMETOWN
0	Sutherland, Jonathan **	S	R-Jr.	5-11	202	Episcopal (Va.)/Panos Voulgaris	Ottawa, Ont.
1	Brisker, Jaquan *	S	Sr.	6-1	210	Lackawanna College/Mark Duda	Pittsburgh, Pa.
2	Bowens, Micah	QB	Fr.	5-11	196	Bishop Gorman/Kenny Sanchez	Las Vegas, Nev.
2	Ellis, Keaton *	CB	So.	5-11	186	State College Area/Matt Lintal	State College, Pa.
3	Johnson, Donovan *	CB	R-Jr.	5-9	180	Cass Tech/Thomas Wilcher	Detroit, Mich.
3	Washington, Parker	WR	Fr.	5-10	205	William B. Travis/Trey Sissom	Sugar Land, Texas
4	Brown, Journey *	RB	R-Jr.	5-11	217	Meadville/Ray Collins	Meadville, Pa.
5	Castro-Fields, Tariq ***	CB	Sr.	6-0	191	Riverdale Baptist School/Caesar Nettles	Upper Marlboro, Md.
5	Dotson, Jahan **	WR	Jr.	5-11	182	Nazareth Area/Tom Falzone	Nazareth, Pa.
6	Sullivan-Brown, Cam *	WR	R-Jr.	6-0	191	Saint Vincent Pallotti/Ian Thomas	Bowie, Md.
7	Levis, Will *	QB	R-So.	6-3	222	Xavier/Andy Guyon	Madison, Conn.
8	Wilson, Marquis *	CB	So.	5-11	181	Windsor/Rob Fleeting	Windsor, Conn.
9	Porter Jr., Joey	CB	R-Fr.	6-2	193	North Allegheny (Pa.)/Art Walker	Bakersfield, Calif.
9	Roberson, Ta'Quan	QB	R-Fr.	5-11	195	DePaul Catholic/John McKenna	Orange, N.J.
10	Dixon, Lance	LB	R-Fr.	6-2	225	West Bloomfield/Ron Bellamy	West Bloomfield, Mich.
10	Jones, TJ	WR	R-Fr.	6-1	202	Columbia/Brian Allen	Lake City, Fla.
11	George, Daniel *	WR	R-So.	6-2	210	Oxon Hill/Craig Jefferies	Fort Washington, Md.
12	Smith, Brandon *	LB	So.	6-3	244	Louisa County/Will Patrick	Louisa, Va.
13	Brooks, Ellis **	LB	R-Jr.	6-1	233	Benedictine College Prep/Greg Lilly	Mechanicsville, Va.
13	Lambert-Smith, KeAndre	WR	Fr.	6-1	185	Maury/Dyrii McCain	Norfolk, Va.
14	Clifford, Sean *	QB	R-Jr.	6-2	217	St. Xavier/Steve Specht	Cincinnati, Ohio
15	Jennings, Enzo	S	Fr.	6-1	197	Oak Park/Greg Carter	Detroit, Mich.
16	Brown, Ji'Ayir	S	Jr.	5-11	209	Lackawanna College/Mark Duda	Trenton, N.J.
17	Johnson III, Joseph	CB	Fr.	6-2	168	Life Christian Academy/Charles Scott	Richmond, Va.
17	Stahl, Mason	QB	Fr.	6-0	204	Baldwin/Loran Cooley	Pittsburgh, Pa.
18	Toney, Shaka ***	DE	R-Sr.	6-3	252	Imhotep Charter/Albie Crosby	Philadelphia, Pa.
19	Dottin, Jaden	WR	Fr.	6-2	190	Suffield Academy (Conn.)/Drew Gamere	Cambridge, Mass.
19	Gordon, Trent **	S	R-So.	5-11	199	Manvel/Kirk Martin	Spring, Texas
20	Isaac, Adisa *	DE	So.	6-4	251	Canarsie/Brian Ellis	Brooklyn, N.Y.
21	Cain, Noah *	RB	So.	5-10	226	IMG Academy (Fla.)/Kevin Wright	Baton Rouge, La.
21	Rudolph, Tyler	S	R-Fr.	6-0	203	St. Thomas More School/Jeff Moore	Waterbury, Conn.
23	Jacobs, Curtis	LB	Fr.	6-1	226	McDonough School/Hakeem Sule	Glen Burnie, Md.
24	Lee, Keyvone	RB	Fr.	6-0	230	American Collegiate Academy/Ken Johnson	St. Petersburg, Fla.
25	Hardy, Daequan	CB	R-Fr.	5-9	180	Penn Hills/Jon LeDonne	Pittsburgh, Pa.
26	Holmes, Caziaah	RB	Fr.	5-11	209	Cocoa/Ryan Schneider	Titusville, Fla.
27	Hawkins, Aeneas	DT	R-So.	6-2	288	Moeller/John Rodenberg	Cincinnati, Ohio
27	Seider, Jaden	S	R-Fr.	5-10	174	State College Area/Matt Lintal	Morgantown, W.Va.
28	Ford, Devyn *	RB	So.	5-11	205	North Stafford/Joe Mangano	Stafford, Va.
28	Oweh, Jayson *	DE	R-So.	6-5	252	Blair Academy/Jim Saylor	Howell, N.J.
29	Costantini, Sebastian	CB	R-Fr.	5-11	185	Malvern Prep/Dave Gueriera	Collegeville, Pa.
29	Fessler, Henry	WR	R-So.	5-10	182	Cathedral Prep/Mike Mischler	Erie, Pa.
30	Bruno, Joseph	RB	Fr.	6-0	202	Northwest/Mike Neubeiser	Mechanicsburg, Pa.
32	Farronato, Dylan	S	R-Fr.	5-11	187	Lewisburg Area/Marc Persing	Lewisburg, Pa.
33	Mostella, Bryce	DE	Fr.	6-6	248	East Kentwood/Tony Kimbrough	Kentwood, Mich.
34	Simmons, Shane ***	DE	R-Sr.	6-3	257	DeMatha/Elijah Brooks	Laurel, Md.
36	Fisher, Zuriah	LB	Fr.	6-3	244	Aliquippa/ Mike Warfield	Aliquippa, Pa.
36	Self, Makai	CB	R-Fr.	5-9	170	IMG Academy (Fla.)/Kevin Wright	Upper Marlboro, Md.
37	Hartlaub, Drew **	S	R-Jr.	5-11	177	South Western/Chris Heilman	Hanover, Pa.
38	Smith, Tank	RB	R-Fr.	5-7	227	Penn Hills/Jon LeDonne	Pittsburgh, Pa.
38	Wade, Lamont ***	S	Sr.	5-9	191	Clairton/Wayne Wade	Clairton, Pa.
39	Dwyer, Robbie	LB	R-Fr.	6-1	247	Wyoming Valley West/Pat Keating	Pringle, Pa.
40	Luketa, Jesse **	LB	Jr.	6-3	242	Mercyhurst Prep (Pa.)/Jeff Root	Ottawa, Ont.
43	Baker, Trevor	TE/H	R-Jr.	6-3	246	Lewis S. Mills (Conn.)/Jose Santana	Easton, Pa.
43	Elsdon, Tyler	LB	Fr.	6-2	230	North Schuylkill/Wally Hall	Frackville, Pa.
44	Appiah Darkwa, Joseph	DT	R-Fr.	6-5	293	Don Bosco Gymnasium/--	North Rhine-Westphalia, Germany
44	Warren, Tyler	TE	Fr.	6-6	244	Atlee/Matt Gray	Mechanicsville, Va.
45	Katshir, Charlie *	LB	R-So.	6-3	231	Cumberland Valley/Michael Whitehead	Camp Hill, Pa.
46	Tarburton, Nick	DE	R-So.	6-3	252	Pennridge/Jeff Hollenbach	Green Lane, Pa.
47	Friberg, Tommy	TE/H	R-Fr.	6-3	210	State College Area/Matt Lintal	State College, Pa.
47	Furmanek, Alex	LB	R-Fr.	6-2	265	North East/Shawn Humes	North East, Pa.
48	Romano, Cody	S	R-So.	6-2	207	Blair Academy/Jim Saylor	Newton, N.J.
49	Wright, Michael	SN	Fr.	6-1	197	Blessed Trinity Catholic/Tim McFarlin	Roswell, Ga.

## NUMERICAL ROSTER (50-99)

NO.	NAME	POS.	EL.	HT.	WT.	HIGH SCHOOL/COACH	HOMETOWN
50	Chizmar, Max	LB	R-Jr.	6-2	229	Mars Area/Scott Heinauer	Mars, Pa.
50	Knutsson, Will	OL	R-So.	6-2	319	McDonogh School/Dom Damico	Fredericksburg, Va.
51	Beamon, Hakeem	DT	R-Fr.	6-3	292	Manchester/Tom Hall	Midlothian, Va.
51	Christ, Jimmy	OL	Fr.	6-7	298	Dominion/Drake Woodard	Sterling, Va.
52	Zalar, Blake	OL	R-Fr.	6-1	286	Shamokin Area/Henry Hynoski	Coal Township, Pa.
53	Hansard, Fred **	DT	R-Jr.	6-3	324	The Hun School/Todd Smith	Burlington, N.J.
53	Walker, Rasheed *	OL	R-So.	6-6	310	North Point/Tom Petre	Waldorf, Md.
54	French II, George	OL	Fr.	6-8	320	Bethlehem Catholic/Joe Henrich	Bethlehem, Pa.
54	Mulbah, Fatorma	DT	Fr.	6-3	289	Susquehanna Township/Joe Headen	Harrisburg, Pa.
55	Shelton, Antonio **	DT	R-Sr.	6-2	327	Westerville-North/Rodger Elander	Columbus, Ohio
55	Whigan, Anthony	OL	R-Jr.	6-4	315	Lackawanna College/Mark Duda	Lexington Park, Md.
56	Vanover, Amin	DT	Fr.	6-4	279	St. Joseph's/Augie Hoffman	Newark, N.J.
57	Traore, Ibrahim	OL	Fr.	6-5	325	Frederick Douglas Academy 1/Andrew Kell	Bronx, N.Y.
59	Konigus, Kaleb	OL	R-So.	6-2	291	Lake-Lehman/Jerry Gilsky	Lehman, Pa.
62	Menet, Michal ***	OL	R-Sr.	6-4	306	Exeter Township Senior/Matt Bauer	Birdsboro, Pa.
63	De Boef, Collin	OL	R-So.	6-5	264	State College Area/Matt Lintal	State College, Pa.
66	Dawkins, Nick	OL	Fr.	6-4	310	Parkland/Tim Moncman	Allentown, Pa.
69	Thorpe, C.J. **	OL	R-Jr.	6-3	313	Central Catholic/Terry Totten	Glenshaw, Pa.
70	Scruggs, Juice	OL	R-So.	6-3	302	Cathedral Prep (Pa.)/Michael Mischler	Ashtabula, Ohio
71	Fries, Will ***	OL	R-Sr.	6-6	306	Cranford/Erik Rosenmeier	Cranford, N.J.
72	Effner, Bryce	OL	R-So.	6-5	301	Metea Valley/Ben Kleinhans	Aurora, Ill.
73	Miranda, Mike **	OL	R-Jr.	6-3	301	Stow-Munroe Falls/Mark Nori	Stow, Ohio
74	Fashanu, Olu	OL	Fr.	6-6	300	Gonzaga College/Randy Trivers	Waldorf, Md.
75	Holmes, Des *	OL	R-Jr.	6-5	312	Cardinal O'Hara/BJ Hogan	Norristown, Pa.
76	Kopko, Justin	OL	R-Fr.	6-3	318	Hanover Area/Mike McCree	Hanover Township, Pa.
77	Culpepper, Judge *	DT	R-So.	6-4	295	H.B. Plant/Robert Weiner	Tampa, Fla.
77	Wormley, Sal	OL	R-Fr.	6-3	317	Smyrna (Del.)/Mike Judy	Newark, N.J.
78	Israel-Achumba, Golden	OL	Fr.	6-4	345	DeMatha Catholic/Bill McGregor	Bowie, Md.
79	Wallace, Caedan	OL	R-Fr.	6-5	313	The Hun School/Todd Smith	Robbinsville, N.J.
80	Meiga, Malick	WR	Fr.	6-4	198	Cegep du Vieux/Renaldo Sagesse	Saint Jerome, QC
80	Weller, Justin	WR	R-Jr.	6-0	194	Wilson/Doug Dahms	Sinking Spring, Pa.
82	Kuntz, Zack *	TE/H	R-So.	6-7	258	Camp Hill/Tim Bigelow	Camp Hill, Pa.
83	Crise, Johnny	WR	Fr.	6-5	201	Highlands/Dom Girardi	Natrona Heights, Pa.
84	Johnson, Theo	TE	Fr.	6-6	254	Holy Names Catholic/Rob McIntyre	Windsor, Ont.
84	Wilson, Benjamin	WR	Sr.	6-2	212	Uniontown/John Fortugna	Uniontown, Pa.
85	Lutz, Isaac **	WR	R-Sr.	5-11	197	Berks Catholic/Rick Keeley	Reading, Pa.
86	Strange, Brenton	TE/H	R-Fr.	6-3	252	Parkersburg/Mike Byus	Parkersburg, W.Va.
87	Freiermuth, Pat **	TE/H	Jr.	6-5	258	Brooks School/Patrick Foley	Merrimac, Mass.
88	Black, Norval	WR	Jr.	6-1	178	Lackawanna College/Mark Duda	Germantown, Md.
89	Kline, Grayson	TE/H	R-So.	6-5	261	Warwick/Bob Locker	Sinking Spring, Pa.
90	Checa, Rafael *	K	R-So.	6-2	203	St. John's College H.S./Joe Casamento	Chevy Chase, Md.
91	Ellies, Dvon	DT	R-Fr.	6-1	296	McDonogh School/Hakeem Sule	Burtonsville, Md.
91	Stoll, Chris *	SN	R-Jr.	6-2	242	St. Francis DeSales/Ryan Wiggins	Westerville, Ohio
92	Pinegar, Jake **	K	Jr.	6-2	192	Ankeny Centennial/Jerry Pezzetti	Ankeny, Iowa
92	Vilbert, Smith	DE	R-Fr.	6-6	251	St Joseph's Regional (N.J.)/Augie Hoffman	Monsey, N.Y.
93	Forrest, Levi	P	Fr.	6-5	184	Richlands/Greg Mance	Richlands, Va.
93	King, Bradley	P	R-Jr.	6-2	214	Lackawanna College/Mark Duda	Geneva, Ill.
94	Wilson, Jake	DE	Fr.	6-3	241	Nazareth Area/Tom Falzone	Nazareth, Pa.
95	Brevard, Cole	DT	Fr.	6-3	312	Carmel/John Hebert	Carmel, Ind.
95	Hilling, Vlad	K	R-So.	5-10	213	Holidaysburg/Homer Delatre	Holidaysburg, Pa.
96	DaSilva, Anthony	K	R-Fr.	5-11	157	Bethlehem Catholic/Joe Henrich	Bethlehem, Pa.
97	Landis, Carson	K/P	R-Jr.	6-2	206	Emmaus/Harold Fairclough	Macungie, Pa.
97	Mustipher, PJ **	DT	Jr.	6-4	300	McDonogh School/Dom Damico	Owings Mills, Md.
98	Stout, Jordan *	K/P	R-Jr.	6-3	208	Virginia Tech/Justin Fuente	Cedar Bluff, Va.
98	Vasey, Dan	DE	R-Jr.	6-4	251	Wallenpaupack/Mark Watson	Lackawaxen, Pa.
99	Izzard, Coziah	DT	Fr.	6-3	290	DeMatha Catholic/Bill McGregor	Columbia, Md.

\* - Letters won



# 20 2020 PENN STATE FOOTBALL

## ALPHABETICAL ROSTER (A-J)

NO.	NAME	POS.	EL.	HT.	WT.	HIGH SCHOOL/COACH	HOMETOWN
44	Appiah Darkwa, Joseph	DT	R-Fr.	6-5	293	Don Bosco Gymnasium/--	North Rhine-Westphalia, Germany
43	Baker, Trevor	TE/H	R-Jr.	6-3	246	Lewis S. Mills (Conn.)/Jose Santana	Easton, Pa.
51	Beamon, Hakeem	DT	R-Fr.	6-3	292	Manchester/Tom Hall	Midlothian, Va.
88	Black, Norval	WR	Jr.	6-1	178	Lackawanna College/Mark Duda	Germantown, Md.
2	Bowens, Micah	QB	Fr.	5-11	196	Bishop Gorman/Kenny Sanchez	Las Vegas, Nev.
95	Brevard, Cole	DT	Fr.	6-3	312	Carmel/John Hebert	Carmel, Ind.
1	Brisker, Jaquan *	S	Sr.	6-1	210	Lackawanna College/Mark Duda	Pittsburgh, Pa.
13	Brooks, Ellis **	LB	R-Jr.	6-1	233	Benedictine College Prep/Greg Lilly	Mechanicsville, Va.
16	Brown, Ji'Ayir	S	Jr.	5-11	209	Lackawanna College/Mark Duda	Trenton, N.J.
4	Brown, Journey *	RB	R-Jr.	5-11	217	Meadville/Ray Collins	Meadville, Pa.
30	Bruno, Joseph	RB	Fr.	6-0	202	Northwest/Mike Neubeiser	Mechanicsburg, Pa.
21	Cain, Noah *	RB	So.	5-10	226	IMG Academy (Fla.)/Kevin Wright	Baton Rouge, La.
5	Castro-Fields, Tariq ***	CB	Sr.	6-0	191	Riverdale Baptist School/Caesar Nettles	Upper Marlboro, Md.
90	Checa, Rafael *	K	R-So.	6-2	203	St. John's College H.S./Joe Casamento	Chevy Chase, Md.
50	Chizmar, Max	LB	R-Jr.	6-2	229	Mars Area/Scott Heinauer	Mars, Pa.
51	Christ, Jimmy	OL	Fr.	6-7	298	Dominion/Drake Woodard	Sterling, Va.
14	Clifford, Sean *	QB	R-Jr.	6-2	217	St. Xavier/Steve Specht	Cincinnati, Ohio
29	Costantini, Sebastian	CB	R-Fr.	5-11	185	Malvern Prep/Dave Gueriera	Collegeville, Pa.
83	Crise, Johnny	WR	Fr.	6-5	201	Highlands/Dom Girardi	Natrona Heights, Pa.
77	Culpepper, Judge *	DT	R-So.	6-4	295	H.B. Plant/Robert Weiner	Tampa, Fla.
96	DaSilva, Anthony	K	R-Fr.	5-11	157	Bethlehem Catholic/Joe Henrich	Bethlehem, Pa.
66	Dawkins, Nick	OL	Fr.	6-4	310	Parkland/Tim Moncman	Allentown, Pa.
63	De Boef, Collin	OL	R-So.	6-5	264	State College Area/Matt Lintal	State College, Pa.
10	Dixon, Lance	LB	R-Fr.	6-2	225	West Bloomfield/Ron Bellamy	West Bloomfield, Mich.
5	Dotson, Jahan **	WR	Jr.	5-11	190	Nazareth Area/Tom Falzone	Nazareth, Pa.
19	Dottin, Jaden	WR	Fr.	6-2	185	Suffield Academy (Conn.)/Drew Gamere	Cambridge, Mass.
39	Dwyer, Robbie	LB	R-Fr.	6-1	247	Wyoming Valley West/Pat Keating	Pringle, Pa.
72	Effner, Bryce	OL	R-So.	6-5	301	Metea Valley/Ben Kleinhans	Aurora, Ill.
91	Ellies, Dvon	DT	R-Fr.	6-1	296	McDonogh School/Hakeem Sule	Burtonsville, Md.
2	Ellis, Keaton *	CB	So.	5-11	186	State College Area/Matt Lintal	State College, Pa.
43	Elsdon, Tyler	LB	Fr.	6-2	230	North Schuylkill/Wally Hall	Frackville, Pa.
32	Faronato, Dylan	S	R-Fr.	5-11	187	Lewisburg Area/Marc Persing	Lewisburg, Pa.
74	Fashanu, Olu	OL	Fr.	6-6	300	Gonzaga College/Randy Trivers	Waldorf, Md.
29	Fessler, Henry	WR	R-So.	5-10	182	Cathedral Prep/Mike Mischler	Erie, Pa.
36	Fisher, Zuriah	LB	Fr.	6-3	244	Aliquippa/ Mike Warfield	Aliquippa, Pa.
28	Ford, Devyn *	RB	So.	5-11	205	North Stafford/ Joe Mangano	Stafford, Va.
93	Forrest, Levi	P	Fr.	6-5	184	Richlands/Greg Mance	Richlands, Va.
87	Freiermuth, Pat **	TE/H	Jr.	6-5	258	Brooks School/Patrick Foley	Merrimac, Mass.
54	French II, George	OL	Fr.	6-8	320	Bethlehem Catholic/Joe Henrich	Bethlehem, Pa.
47	Friberg, Tommy	TE/H	R-Fr.	6-3	210	State College Area/Matt Lintal	State College, Pa.
71	Fries, Will ***	OL	R-Sr.	6-6	306	Cranford/Erik Rosenmeier	Cranford, N.J.
47	Furmanek, Alex	LB	R-Fr.	6-2	265	North East/Shawn Humes	North East, Pa.
11	George, Daniel *	WR	R-So.	6-2	210	Oxon Hill/Craig Jefferies	Fort Washington, Md.
19	Gordon, Trent **	S	R-So.	5-11	199	Manvel/Kirk Martin	Spring, Texas
53	Hansard, Fred **	DT	R-Jr.	6-3	324	The Hun School/Todd Smith	Burlington, N.J.
25	Hardy, Daequan	CB	R-Fr.	5-9	180	Penn Hills/Jon LeDonne	Pittsburgh, Pa.
37	Hartlaub, Drew **	S	R-Jr.	5-11	177	South Western/Chris Heilman	Hanover, Pa.
27	Hawkins, Aeneas	DT	R-So.	6-2	288	Moeller/John Rodenberg	Cincinnati, Ohio
95	Hilling, Vlad	K	R-So.	5-10	213	Holidaysburg/Homer Delatre	Holidaysburg, Pa.
26	Holmes, Caziah	RB	Fr.	5-11	209	Cocoa/Ryan Schneider	Titusville, Fla.
75	Holmes, Des *	OL	R-Jr.	6-5	312	Cardinal O'Hara/BJ Hogan	Norristown, Pa.
20	Isaac, Adisa *	DE	So.	6-4	251	Canarsie/Brian Ellis	Brooklyn, N.Y.
78	Israel-Achumba, Golden	OL	Fr.	6-4	345	DeMatha Catholic/Bill McGregor	Bowie, Md.
99	Izzard, Coziah	DT	Fr.	6-3	290	DeMatha Catholic/Bill McGregor	Columbia, Md.
23	Jacobs, Curtis	LB	Fr.	6-1	226	McDonough School/Hakeem Sule	Glen Burnie, Md.
15	Jennings, Enzo	S	Fr.	6-1	197	Oak Park/Greg Carter	Detroit, Mich.
3	Johnson, Donovan *	CB	R-Jr.	5-9	180	Cass Tech/Thomas Wilcher	Detroit, Mich.
17	Johnson III, Joseph	CB	Fr.	6-2	168	Life Christian Academy/Charles Scott	Richmond, Va.
84	Johnson, Theo	TE	Fr.	6-6	254	Holy Names Catholic/Rob McIntyre	Windsor, Ont.
10	Jones, TJ	WR	R-Fr.	6-1	202	Columbia/Brian Allen	Lake City, Fla.

## ALPHABETICAL ROSTER (K-Z)

NO.	NAME	POS.	EL.	HT.	WT.	HIGH SCHOOL/COACH	HOMETOWN
45	Katshir, Charlie *	LB	R-So.	6-3	231	Cumberland Valley/Michael Whitehead	Camp Hill, Pa.
93	King, Bradley	P	R-Jr.	6-2	214	Lackawanna College/Mark Duda	Geneva, Ill.
89	Kline, Grayson	TE/H	R-So.	6-5	261	Warwick/Bob Locker	Sinking Spring, Pa.
50	Knutsson, Will	OL	R-So.	6-2	319	McDonogh School/Dom Damico	Fredericksburg, Va.
59	Konigus, Kaleb	OL	R-So.	6-2	291	Lake-Lehman/Jerry Gilsky	Lehman, Pa.
76	Kopko, Justin	OL	R-Fr.	6-3	318	Hanover Area/Mike McCree	Hanover Township, Pa.
82	Kuntz, Zack *	TE/H	R-So.	6-7	258	Camp Hill/Tim Bigelow	Camp Hill, Pa.
13	Lambert-Smith, KeAndre	WR	Fr.	6-1	185	Mauzy/Dyrri McCain	Norfolk, Va.
97	Landis, Carson	K/P	R-Jr.	6-2	206	Emmaus/Harold Fairclough	Macungie, Pa.
24	Lee, Keyvone	RB	Fr.	6-0	230	American Collegiate Academy/Ken Johnson	St. Petersburg, Fla.
7	Levis, Will *	QB	R-So.	6-3	222	Xavier/Andy Guyon	Madison, Conn.
40	Luketa, Jesse **	LB	Jr.	6-3	242	Mercyhurst Prep (Pa.)/Jeff Root	Ottawa, Ont.
85	Lutz, Isaac **	WR	R-Sr.	5-11	197	Berks Catholic/Rick Keeley	Reading, Pa.
80	Meiga, Malick	WR	Fr.	6-4	198	Cegep du Vieux/Renaldo Sagesse	Saint Jerome, QC
62	Menet, Michal ***	OL	R-Sr.	6-4	306	Exeter Township Senior/Matt Bauer	Birdsboro, Pa.
73	Miranda, Mike **	OL	R-Jr.	6-3	301	Stow-Munroe Falls/Mark Nori	Stow, Ohio
33	Mostella, Bryce	DE	Fr.	6-6	248	East Kentwood/Tony Kimbrough	Kentwood, Mich.
54	Mulbah, Fatorma	DT	Fr.	6-3	289	Susquehanna Township/Joe Headen	Harrisburg, Pa.
97	Mustipher, PJ **	DT	Jr.	6-4	300	McDonogh School/Dom Damico	Owings Mills, Md.
28	Oweh, Jayson *	DE	R-So.	6-5	252	Blair Academy/Jim Saylor	Howell, N.J.
92	Pinegar, Jake **	K	Jr.	6-2	192	Ankeny Centennial/Jerry Pezzetti	Ankeny, Iowa
9	Porter Jr., Joey	CB	R-Fr.	6-2	193	North Allegheny (Pa.)/Art Walker	Bakersfield, Calif.
9	Roberson, Ta'Quan	QB	R-Fr.	5-11	195	DePaul Catholic/John McKenna	Orange, N.J.
48	Romano, Cody	S	R-So.	6-2	207	Blair Academy/Jim Saylor	Newton, N.J.
21	Rudolph, Tyler	S	R-Fr.	6-0	203	St. Thomas More School/Jeff Moore	Waterbury, Conn.
70	Scruggs, Juice	OL	R-So.	6-3	298	Cathedral Prep (Pa.)/Michael Mischler	Ashtabula, Ohio
27	Seider, Jaden	S	R-Fr.	5-10	174	State College Area/Matt Lintal	Morgantown, W.Va.
36	Self, Makai	CB	R-Fr.	5-9	170	IMG Academy (Fla.)/Kevin Wright	Upper Marlboro, Md.
55	Shelton, Antonio **	DT	R-Sr.	6-2	327	Westerville-North/Rodger Elander	Columbus, Ohio
34	Simmons, Shane ***	DE	R-Sr.	6-3	257	DeMatha/Elijah Brooks	Laurel, Md.
12	Smith, Brandon *	LB	So.	6-3	244	Louisa County/Will Patrick	Louisa, Va.
38	Smith, Tank	RB	R-Fr.	5-7	227	Penn Hills/Jon LeDonne	Pittsburgh, Pa.
17	Stahl, Mason	QB	Fr.	6-0	204	Baldwin/Loran Cooley	Pittsburgh, Pa.
91	Stoll, Chris *	SN	R-Jr.	6-2	242	St. Francis DeSales/Ryan Wiggins	Westerville, Ohio
98	Stout, Jordan *	K/P	Jr.	6-3	208	Virginia Tech/Justin Fuente	Cedar Bluff, Va.
86	Strange, Brenton	TE/H	R-Fr.	6-3	252	Parkersburg/Mike Byus	Parkersburg, W.Va.
6	Sullivan-Brown, Cam *	WR	R-Jr.	6-0	191	Saint Vincent Pallotti/Ian Thomas	Bowie, Md.
0	Sutherland, Jonathan **	S	R-Jr.	5-11	202	Episcopal (Va.)/Panos Voulgaris	Ottawa, Ont.
46	Tarburton, Nick	DE	R-So.	6-3	252	Pennridge/Jeff Hollenbach	Green Lane, Pa.
69	Thorpe, C.J. **	OL	R-Jr.	6-3	313	Central Catholic/Terry Totten	Glenshaw, Pa.
18	Toney, Shaka ***	DE	R-Sr.	6-3	252	Imhotep Charter/Albie Crosby	Philadelphia, Pa.
57	Traore, Ibrahim	OL	Fr.	6-5	325	Frederick Douglas Academy 1/Andrew Kell	Bronx, N.Y.
56	Vanover, Amin	DT	Fr.	6-4	279	St. Joseph's/Augie Hoffman	Newark, N.J.
98	Vasey, Dan	DE	R-Jr.	6-4	251	Wallenpaupack/Mark Watson	Lackawaxen, Pa.
92	Vilbert, Smith	DE	R-Fr.	6-6	251	St Joseph's Regional (N.J.)/Augie Hoffman	Monsey, N.Y.
38	Wade, Lamont ***	S	Sr.	5-9	191	Clairton/Wayne Wade	Clairton, Pa.
53	Walker, Rasheed *	OL	R-So.	6-6	310	North Point/Tom Petre	Waldorf, Md.
79	Wallace, Caedan	OL	R-Fr.	6-5	313	The Hun School/Todd Smith	Robbinsville, N.J.
44	Warren, Tyler	TE	Fr.	6-6	244	Atlee/Matt Gray	Mechanicsville, Va.
3	Washington, Parker	WR	Fr.	5-10	205	William B. Travis/Trey Sissom	Sugar Land, Texas
80	Weller, Justin	WR	R-Jr.	6-0	194	Wilson/Doug Dahms	Sinking Spring, Pa.
55	Whigan, Anthony	OL	R-Jr.	6-4	315	Lackawanna College/Mark Duda	Lexington Park, Md.
84	Wilson, Benjamin	WR	Sr.	6-2	212	Uniontown/John Fortugna	Uniontown, Pa.
94	Wilson, Jake	DE	Fr.	6-3	241	Nazareth Area/Tom Falzone	Nazareth, Pa.
8	Wilson, Marquis *	CB	So.	5-11	181	Windsor/Rob Fleeting	Windsor, Conn.
77	Wormley, Sal	OL	R-Fr.	6-3	317	Smyrna (Del.)/Mike Judy	Newark, N.J.
49	Wright, Michael	SN	Fr.	6-1	197	Blessed Trinity Catholic/Tim McFarlin	Roswell, Ga.
52	Zalar, Blake	OL	R-Fr.	6-1	286	Shamokin Area/Henry Hynoski	Coal Township, Pa.

\* - Letters won





RECORD WATCH

SEASON TOUCHDOWN PASSES

1.	29	Trace McSorley	2016
2.	28	Trace McSorley	2017
3.	24	Daryll Clark	2009
	24	Matt McGloin	2012
<b>5.</b>	<b>23</b>	<b>Sean Clifford</b>	<b>2019</b>
6.	22	Todd Blackledge	1982
7.	21	Tony Sacca	1991
	21	Kerry Collins	1994
9.	20	Christian Hackenberg	2013
10.	19	Doug Strang	1983
	19	Anthony Morelli	2007
	19	Daryll Clark	2008
13.	18	Wally Richardson	1995
	18	Trace McSorley	2018
15.	17	Michael Robinson	2005
	17	Mike McQueary	1997
	17	Zack Mills	2002
18.	16	Christian Hackenberg	2015
19.	15	Chuck Fusina	1977
	15	John Hufnagel	1972

CAREER TOUCHDOWN PASSES

1.	70	Trace McSorley	2015-18
2.	48	Christian Hackenberg	2013-15
3.	46	Matt McGloin	2009-12
4.	43	Daryll Clark	2006-09
5.	41	Todd Blackledge	1980-82
	41	Tony Sacca	1988-91
	41	Zack Mills	2001-04
8.	39	Kerry Collins	1991-94
9.	37	Chuck Fusina	1975-78
10.	31	Anthony Morelli	2004-07
<b>11.</b>	<b>28</b>	<b>Sean Clifford</b>	<b>2018-pres.</b>
12.	27	Wally Richardson	1992, 94-96
13.	26	John Hufnagel	1970-72
14.	24	Doug Strang	1981-84
15.	23	Michael Robinson	2002-05

SEASON COMPLETIONS

1.	284	Trace McSorley	2017
2.	270	Matt McGloin	2012
	270	Christian Hackenberg	2014
4.	234	Anthony Morelli	2007
5.	232	Daryll Clark	2009
6.	231	Christian Hackenberg	2013
7.	224	Trace McSorley	2016
8.	208	Anthony Morelli	2006
9.	193	Wally Richardson	1995
10.	192	Daryll Clark	2008
	192	Christian Hackenberg	2015
	192	Trace McSorley	2018
<b>13.</b>	<b>189</b>	<b>Sean Clifford</b>	<b>2019</b>
14.	188	Zack Mills	2002
15.	176	Kerry Collins	1994

CAREER COMPLETIONS

1.	720	Trace McSorley	2015-18
2.	693	Christian Hackenberg	2013-15
3.	606	Zack Mills	2001-04
4.	513	Matt McGloin	2009-12
5.	460	Anthony Morelli	2004-07
6.	444	Daryll Clark	2006-09
7.	401	Tony Sacca	1988-91
8.	378	Wally Richardson	1992, 94-96
9.	371	Chuck Fusina	1975-78
10.	370	Kerry Collins	1991-94
11.	341	Todd Blackledge	1980-82
12.	263	Kevin Thompson	1996-99
13.	262	John Shaffer	1983-86
14.	248	Michael Robinson	2002-05
15.	242	Rashard Casey	1997-2000
16.	225	John Hufnagel	1970-72
<b>17.</b>	<b>218</b>	<b>Sean Clifford</b>	<b>2018-pres.</b>
18.	202	Doug Strang	1981-84
19.	188	Tom Shuman	1972-74
20.	171	Mike McQueary	1995-97

SEASON PASSING ATTEMPTS

1.	484	Christian Hackenberg	2014
2.	446	Matt McGloin	2012
3.	427	Trace McSorley	2017
4.	402	Anthony Morelli	2007
5.	392	Christian Hackenberg	2013
6.	387	Trace McSorley	2016
7.	386	Anthony Morelli	2006
8.	381	Daryll Clark	2009
9.	361	Trace McSorley	2018
10.	359	Christian Hackenberg	2015
11.	335	Wally Richardson	1995
12.	333	Zack Mills	2002
13.	321	Daryll Clark	2008
<b>14.</b>	<b>319</b>	<b>Sean Clifford</b>	<b>2019</b>
15.	311	Michael Robinson	2005
16.	309	Rashard Casey	2000
17.	292	Todd Blackledge	1982
	292	Tony Sacca	1991
19.	279	Wally Richardson	1996
20.	268	Zack Mills	2004

CAREER PASSING ATTEMPTS

1.	1235	Christian Hackenberg	2013-15
2.	1215	Trace McSorley	2015-18
3.	1082	Zack Mills	2001-04
4.	894	Matt McGloin	2009-12
5.	824	Tony Sacca	1988-91
6.	821	Anthony Morelli	2004-07
7.	738	Daryll Clark	2006-09
8.	692	Wally Richardson	1992, 94-96
9.	664	Chuck Fusina	1975-78
10.	658	Todd Blackledge	1980-82
11.	657	Kerry Collins	1991-94
12.	547	John Shaffer	1983-86
13.	505	Michael Robinson	2002-05
14.	495	Kevin Thompson	1996-99
15.	459	Rashard Casey	1997-2000
16.	438	Doug Strang	1981-84
17.	408	John Hufnagel	1970-72
18.	365	Tom Shuman	1972-74
<b>19.</b>	<b>361</b>	<b>Sean Clifford</b>	<b>2018-pres.</b>

SEASON COMPLETION PCT.

1.	.667 (176-264)	Kerry Collins	1994
2.	.665 (224-387)	Trace McSorley	2017
3.	.632 (86-136)	John Hufnagel	1971
4.	.609 (192-321)	Daryll Clark	2009
5.	.605 (270-446)	Matt McGloin	2012
6.	.598 (192-321)	Daryll Clark	2008
7.	.593 (192-361)	Trace McSorley	2018
<b>8.</b>	<b>.592 (189-319)</b>	<b>Sean Clifford</b>	<b>2019</b>
9.	.589 (231-392)	C. Hackenberg	2013
10.	.582 (234-402)	Anthony Morelli	2007

CAREER COMPLETION PCT.

1.	.604 (218-361)	<b>Sean Clifford</b>	<b>2018-pres.</b>
2.	.602 (444-738)	Daryll Clark	2006-09
3.	.593 (720-1215)	Trace McSorley	2015-18
4.	.574 (513-894)	Matt McGloin	2009-12
5.	.563 (370-657)	Kerry Collins	1991-94
6.	.561 (693-1235)	C. Hackenberg	2013-14
7.	.560 (606-1082)	Zack Mills	2001-04
8.	.560 (460-821)	Anthony Morelli	2004-07
9.	.559 (371-664)	Chuck Fusina	1975-78
10.	.557 (171-307)	Mike McQueary	1995-97

SEASON YARDS PER ATTEMPT

1.	10.1	Kerry Collins	1994
2.	9.4	John Hufnagel	1972
3.	9.3	Trace McSorley	2016
4.	9.0	Chuck Fusina	1977
5.	8.7	John Hufnagel	1971
	8.7	Mike McQueary	1997
7.	8.5	Tom Shuman	1973
	8.5	Tony Sacca	1991
9.	8.4	Trace McSorley	2017
<b>10.</b>	<b>8.3</b>	<b>Sean Clifford</b>	<b>2019</b>

CAREER YARDS PER ATTEMPT

(Min. 200 attempts)			
1.	8.9	Mike McQueary	1995-97
2.	8.7	John Hufnagel	1970-72
<b>3.</b>	<b>8.6</b>	<b>Sean Clifford</b>	<b>2018-pres.</b>
4.	8.1	Chuck Fusina	1975-78
	8.1	Kerry Collins	1991-94
	8.1	Trace McSorley	2015-18
7.	7.9	Tom Shuman	1972-74
8.	7.8	Daryll Clark	2005-09
9.	7.5	Tom Sherman	1965-67
	7.5	Kevin Thompson	1996-99

SEASON YARDS PER COMPLETION

(Min. 100 attempts)			
1.	17.7	John Hufnagel	1972
2.	16.6	Tom Shuman	1973
3.	16.1	Trace McSorley	2016
4.	15.6	Chuck Fusina	1977
5.	15.5	Tom Sherman	1967
6.	15.3	Tony Sacca	1990
7.	15.2	Kerry Collins	1994
	15.2	Tony Sacca	1988
9.	15.1	Mike McQueary	1997
10.	15.0	Todd Blackledge	1981
11.	14.7	Doug Strang	1984
	14.7	Tony Sacca	1991
13.	14.5	Doug Strang	1983
	14.5	Michael Robinson	2005
	14.5	Kerry Collins	1992
16.	14.4	Kevin Thompson	1999
	14.4	Michael Robinson	2003
18.	14.3	Chuck Fusina	1976
19.	14.0	Matt Senneca	2001
	14.0	Kevin Thompson	1998
	14.0	Tom Shuman	1974
	14.0	John Andress	1975
	<b>14.0</b>	<b>Sean Clifford</b>	<b>2019</b>

CAREER YARDS PER COMPLETION

(Min. 200 attempts)			
1.	16.0	Mike McQueary	1995-97
2.	15.9	Tom Sherman	1965-67
3.	15.8	John Hufnagel	1970-72
4.	15.4	Tom Shuman	1972-74
5.	14.7	Doug Strang	1981-84
6.	14.6	Tony Sacca	1988-91
7.	14.5	Chuck Fusina	1975-78
8.	14.3	Kerry Collins	1991-94
9.	14.2	Michael Robinson	2002-05
10.	14.2	Tom Bill	1987-90
	<b>14.2</b>	<b>Sean Clifford</b>	<b>2018-19</b>
12.	14.1	Todd Blackledge	1980-82
13.	14.1	Kevin Thompson	1996-99
14.	13.9	John Sacca	1991-93
15.	13.7	Chuck Burkhart	1967-69
	13.7	Trace McSorley	2015-18
17.	13.6	John Andress	1974-76
18.	13.2	John Shaffer	1983-86
19.	13.1	Matt Knizner	1984-87
20.	12.9	Daryll Clark	2005-09

SEASON TOUCHDOWN PASS PCT.

(Min. 100 attempts)			
1.	8.08	Tom Shuman	1973
2.	7.95	Kerry Collins	1994
3.	7.85	Kevin Thompson	1999
4.	7.53	Todd Blackledge	1982
5.	7.49	Trace McSorley	2016
6.	7.41	Pete Liske	1962
7.	7.35	John Hufnagel	1971
8.	7.34	Doug Strang	1983
<b>9.</b>	<b>7.21</b>	<b>Sean Clifford</b>	<b>2019</b>
10.	7.19	Tony Sacca	1991

CAREER TOUCHDOWN PASS PCT.

1.	9.14	Elwood Petchel	1946-48
<b>2.</b>	<b>7.76</b>	<b>Sean Clifford</b>	<b>2018-pres.</b>
3.	7.67	Tom Shuman	1972-74
4.	7.17	Mike McQueary	1994-97
5.	6.76	Galen Hall	1959-61
	6.76	Pete Liske	1961-63
7.	6.48	John Sacca	1992-93
8.	6.37	John Hufnagel	1970-72
9.	6.33	Trace McSorley	2015-18
10.	6.23	Todd Blackledge	1980-82

SEASON PASSING EFFICIENCY

(Min. 100 attempts)			
1.	172.9	Kerry Collins	1994
2.	156.9	Trace McSorley	2016
3.	153.7	Trace McSorley	2017
4.	151.8	John Hufnagel	1971
5.	149.8	Tony Sacca	1991
<b>6.</b>	<b>148.5</b>	<b>Sean Clifford</b>	<b>2019</b>
7.	148.0	John Hufnagel	1972
8.	146.4	Chuck Fusina	1977
9.	145.0	Mike McQueary	1997
10.	143.7	Tom Shuman	1973

CAREER PASSING EFFICIENCY

(Min. 200 attempts)			
1.	<b>152.8</b>	<b>Sean Clifford</b>	<b>2018-pres.</b>
2.	145.6	Mike McQueary	1994-97
3.	144.5	Trace McSorley	2015-18
4.	140.8	John Hufnagel	1970-72
5.	140.4	Daryll Clark	2006-09
6.	137.3	Kerry Collins	1991-94
7.	132.7	Chuck Fusina	1975-78
8.	128.3	Matt McGloin	2009-12
9.	128.0	Tom Shuman	1972-74
10.	127.7	Pete Liske	1961-63

SEASON INTERCEPTION PCT.

1.	1.12	Matt McGloin	2012
2.	1.46	Kerry Collins	1992
3.	1.67	Christian Hackenberg	2015
4.	1.71	Tony Sacca	1991
5.	1.79	Wally Richardson	1995
6.	1.86	Daryll Clark	2008
7.	1.94	John Sacca	1992
	1.94	Trace McSorley	2018
9.	1.96	John Shaffer	1986
10.	2.07	Trace McSorley	2016
11.	2.07	Anthony Morelli	2006
<b>12.</b>	<b>2.19</b>	<b>Sean Clifford</b>	<b>2019</b>
13.	2.47	Pete Liske	1962
14.	2.48	Anthony Morelli	2007
15.	2.55	Christian Hackenberg	2013
16.	2.59	Rashard Casey	2000

CAREER INTERCEPTION PCT.

1.	2.02	Wally Richardson	1992, 94-96
2.	2.06	Trace McSorley	2015-18
3.	2.10	Matt McGloin	2009-12
4.	2.14	Anthony Morelli	2004-07
5.	2.17	Daryll Clark	2006-09
6.	2.31	John Sacca	1992-93
	2.31	Anthony Morelli	2004-07
<b>8.</b>	<b>2.49</b>	<b>Sean Clifford</b>	<b>2018-pres.</b>
9.	2.51	Christian Hackenberg	2013-15
10.	2.82	Pete Liske	1961-63
11.	2.83	Rashard Casey	1997-2000

CAREER WINNING PERCENTAGE

AS A STARTING QB				
(minimum 10 starts)				
1.	1.000	22-0-0	Chuck Burkhart	1968-69
2.	.962	25-1-0	John Shaffer	1984-86
3.	.917	22-2-0	Tom Shuman	1972-74
4.	.897	26-3-0	John Hufnagel	1970-72
5.	.879	29-4-0</		

**RECORD WATCH**

**SEASON 200-YD. PASSING GAMES**

1.	11	Matt McGloin	2012
11	Trace McSorley	2016	
11	Trace McSorley	2016	
4.	10	Kerry Collins	1994
5.	9	Christian Hackenberg	2013
6.	8	Daryll Clark	2009
7.	7	Todd Blackledge	1982
7	7	Michael Robinson	2005
7	7	Anthony Morelli	2007
10.	6	Tony Sacca	1991
6	6	Wally Richardson	1995
6	6	Mike McQueary	1997
6	6	Daryll Clark	2008
6	6	Christian Hackenberg	2014
6	6	Christian Hackenberg	2015
6	6	Trace McSorley	2018
6	6	<b>Sean Clifford</b>	<b>2019</b>

**CAREER 200-YD. PASSING GAMES**

1.	28	Trace McSorley	2015-18
2.	21	Christian Hackenberg	2013-15
3.	18	Matt McGloin	2009-12
4.	16	Kerry Collins	1991-94
16	Zack Mills	2001-04	
6.	14	Daryll Clark	2006-09
7.	11	Chuck Fusina	1975-78
11	Tony Sacca	1988-91	
11	Anthony Morelli	2004-07	
10.	9	Todd Blackledge	1980-82
9	9	Wally Richardson	1992, 94-96
12.	8	Michael Robinson	2002-05
13.	7	<b>Sean Clifford</b>	<b>2018-pres.</b>

**RECEIVING**

**CAREER RECEIVING YARDAGE**

1.	3026	Bobby Engram	1991, 93-95
2.	2842	DaeSean Hamilton	2014-17
...			
27.	1132	Eddie Drummond	1998-2001
28.	1123	Juwan Johnson	2016-18
29.	1058	Jimmy Cefalo	1974-77
30.	1047	Justin Brown	2009-11
31.	1038	Dan Natale, TE	1972-74
32.	1016	Mickey Shuler, TE	1975-77
33.	1005	Jesse James, TE	2012-14
--	<b>935</b>	<b>Pat Freiermuth, TE</b>	<b>2018-pres.</b>

**CAREER RECEIVING TDs**

1.	31	Bobby Engram	1991, 93-95
2.	25	Kenny Jackson	1980-83
3.	22	Deon Butler	2005-08
4.	18	Derek Moye	2008-11
18	18	Chris Godwin	2014-16
18	18	DaeSean Hamilton	2014-17
7.	17	Allen Robinson	2011-13
8.	16	O.J. McDuffie	1988-92
16	<b>Pat Freiermuth, TE</b>	<b>2018-pres.</b>	
10.	15	Terry Smith	1988-91
15	15	Joe Jurevicius	1994-97
15	15	Mike Gesicki, TE	2014-17

**SEASON RECEIVING TDs**

1.	13	Bobby Engram	1993
2.	11	Bobby Engram	1995
11	11	Allen Robinson	2012
11	11	Chris Godwin	2016
5.	10	Joe Jurevicius	1997
6.	9	O.J. McDuffie	1992
9	9	Freddie Scott	1994
9	9	Deon Butler	2005
9	9	Mike Gesicki	2017
9	9	DaeSean Hamilton	2017
11.	8	Terry Smith	1991
8	8	Derek Moye	2010
8	8	Pat Freiermuth	2018
8	8	KJ Hamler	2019
15.	7	Kenny Jackson	1982
7	7	Kenny Jackson	1983
7	7	Bobby Engram	1994
7	7	Deon Butler	2008
7	7	Graham Zug	2009
7	7	<b>Pat Freiermuth</b>	<b>2019</b>

**CAREER RECEPTIONS**

1.	214	DaeSean Hamilton	2014-17
2.	179	Deon Butler	2005-08
3.	177	Allen Robinson	2011-13
4.	167	Bobby Engram	1991, 93-95
5.	161	Derrick Williams	2005-08
6.	158	Jordan Norwood	2005-08
7.	154	Chris Godwin	2014-16
8.	144	Derek Moye	2008-11
9.	129	Mike Gesicki, TE	2014-17
10.	125	O.J. McDuffie	1988-92
11.	117	Jack Curry	1965-67
12.	110	Bryant Johnson	1999-2002
13.	109	Kenny Jackson	1980-83
14.	108	Terry Smith	1988-91
15.	107	Tony Johnson	2000-03
16.	102	Saquon Barkley, RB	2015-17
17.	98	KJ Hamler	2018-19
18.	94	Joe Jurevicius	1994-97
19.	93	Freddie Scott	1993-95
20.	90	Geno Lewis	2013-15
--	<b>76</b>	<b>Pat Freiermuth, TE</b>	<b>2018-pres.</b>

**TOTAL OFFENSE**

**CAREER TOTAL OFFENSE**

	Yards	Rush	Pass		Yards	Rush	Pass	
1.	11596	1697	9899	Trace McSorley	2015-18			
2.	8215	-242	8457	C. Hackenberg	2013-15			
3.	7796	584	7212	Zack Mills	2001-04			
4.	6361	619	5742	Daryll Clark	2006-09			
5.	6325	-65	6390	Matt McGloin	2009-12			
6.	6000	131	5869	Tony Sacca	1988-91			
7.	5300	-4	5304	Kerry Collins	1991-94			
8.	5168	1637	3531	M. Robinson	2002-05			
9.	5162	-220	5382	Chuck Fusina	1975-78			
10.	5154	-121	5275	Anthony Morelli	2004-07			
11.	4911	99	4812	Todd Blackledge	1980-82			
12.	4212	667	3545	John Hufnagel	1970-72			
13.	4182	-237	4419	Wally Richardson	1992, 94-96			
14.	3932	0	3932	Evan Royster	2007-10			
15.	3879	3843	36	Saquon Barkley	2015-17			
16.	3716	670	3046	Rashard Casey	1997-2000			
17.	<b>3605</b>	<b>518</b>	<b>3087</b>	<b>Sean Clifford</b>	<b>2018-pres.</b>			

**SEASON TOTAL OFFENSE**

	Yards	Rush	Pass		Yards	Rush	Pass	
1.	4061	491	5370	Trace McSorley	2017			
2.	3979	212	3614	Trace McSorley	2016			
3.	3328	798	2530	Trace McSorley	2018			
4.	3220	-51	3271	Matt McGloin	2012			
5.	3214	211	3003	Daryll Clark	2009			
6.	3156	806	2350	Michael Robinson	2005			
7.	<b>3056</b>	<b>402</b>	<b>2654</b>	<b>Sean Clifford</b>	<b>2019</b>			
8.	2887	-68	2955	Christian Hackenberg	2013			
9.	2883	-94	2977	Christian Hackenberg	2014			
10.	2874	282	2592	Daryll Clark	2008			

**GAME TOTAL OFFENSE**

	Yards	Rush	Pass		Yards	Rush	Pass	
1.	461	175	286	T. McSorley vs. Ohio State	2018			
2.	456	2	454	C. Hackenberg vs. UCF	2014			
3.	<b>452</b>	<b>54</b>	<b>398</b>	<b>S. Clifford at Maryland</b>	<b>2019</b>			
4.	418	138	280	Z. Mills vs. Ohio State	2001			
5.	408	73	335	T. McSorley vs. Minnesota	2016			
6.	402	60	342	T. McSorley vs. Washington	2017			
7.	398	19	379	M. Robinson vs. Wisconsin	2003			
8.	389	-10	399	Z. Mills vs. Iowa	2002			
8.	389	13	376	T. McSorley vs. Michigan St.	2016			
10.	383	2	381	T. McSorley at Michigan St.	2017			
11.	<b>379</b>	<b>39</b>	<b>340</b>	<b>S. Clifford at Minnesota</b>	<b>2019</b>			

**SEASON TDs RESPONSIBLE FOR**

1.	39	Trace McSorley	2017
2.	36	Trace McSorley	2016
3.	31	Daryll Clark	2009
4.	30	Trace McSorley	2018
5.	29	Daryll Clark	2008
29	29	Matt McGloin	2012
29	29	Lydell Mitchell	1971
8.	28	Michael Robinson	2005
28	<b>Sean Clifford</b>	<b>2019</b>	
10.	25	Todd Blackledge	1982
25	25	Tony Sacca	1991
12.	24	Christian Hackenberg	2013
24	24	Doug Strang	1983
24	24	Saquon Barkley	2017
15.	23	Ki-Jana Carter	1994
23	23	Larry Johnson	2002

**CAREER TDs RESPONSIBLE FOR**

1.	107	Trace McSorley	2015-18
2.	65	Daryll Clark	2006-09
3.	55	Christian Hackenberg	2013-15
4.	54	Saquon Barkley	2015-17
5.	53	Matt McGloin	2009-12
53	Zack Mills	2001-04	
7.	51	Todd Blackledge	1980-82
8.	47	Tony Sacca	1988-91
9.	46	Michael Robinson	2002-05
10.	43	Chuck Fusina	1975-78
11.	41	Lydell Mitchell	1969-71
12.	39	John Hufnagel	1970-72
39	39	Kerry Collins	1991-94
14.	38	Curtis Enis	1995-97
15.	36	Larry Johnson	1998-2002
--	<b>34</b>	<b>Sean Clifford</b>	<b>2018-pres.</b>

**SEASON TOTAL OFFENSE YARDS PER PLAY**

1.	9.64	Kerry Collins	1994
2.	8.19	Tom Shuman	1973
3.	7.88	Chuck Fusina	1977
4.	7.77	Ki-Jana Carter	1994
5.	7.70	Larry Johnson	2002
6.	7.47	Trace McSorley	2016
7.	7.18	Daryll Clark	2008
8.	7.12	John Hufnagel	1971
9.	7.11	Trace McSorley	2017
7.	7.09	Mike McQueary	1997
11.	<b>7.03</b>	<b>Sean Clifford</b>	<b>2019</b>
12.	7.02	Kevin Thompson	1999
13.	6.92	John Hufnagel	1972
14.	6.91	Daryll Clark	2009
15.	6.82	Matt McGloin	2010

**CAREER TOTAL OFFENSE YARDS PER PLAY**

1.	7.42	Kerry Collins	1991-94
2.	7.34	Mike McQueary	1995-97
3.	<b>7.22</b>	<b>Sean Clifford</b>	<b>2018-pres.</b>
4.	7.16	Ki-Jana Carter	1992-94
5.	6.92	Tom Shuman	1972-74
6.	6.87	Trace McSorley	2015-18
7.	6.85	Daryll Clark	2005-09
8.	6.66	John Hufnagel	1970-72
9.	6.59	Chuck Fusina	1975-78
10.	6.42	Larry Johnson	1998-2002

**KICKING**

**CAREER FIELD GOALS**

1.	78	Kevin Kelly	2005-08
2.	54	Sam Ficken	2011-14
3.	50	Craig Fayak	1990-93
4.	47	Travis Forney	1996-99
5.	45	Brett Conway	1993-96
6.	40	Massimo Manca	1982, 84-86
7.	39	Matt Bahr	1976-78
39	39	Robbie Gould	2001-04
39	39	Tyler Davis	2015-17
10.	38	Nick Gancitano	1981-84
11.	36	Collin Wagner	2007-10
12.	35	Chris Bahr	1973-75
13.	29	Herb Menhardt	1978-80
14.	27	Ray Tarasi	1986-89
27	<b>Jake Pinegar</b>	<b>2018-pres.</b>	

**CAREER FIELD GOAL ATTEMPTS**

1.	107	Kevin Kelly	2005-08
2.	80	Craig Fayak	1990-93
3.	75	Sam Ficken	2011-14
4.	63	Chris Bahr	1973-75
63	63	Travis Forney	1996-99
6.	61	Matt Bahr	1976-78
61	61	Brett Conway	1993-96
61	61	Robbie Gould	2002-04
9.	59	Massimo Manca	1982, 84-86
10.	49	Nick Gancitano	1981-84
49	49	Tyler Davis	2015-17
12.	48	Collin Wagner	2006-10
13.	42	Herb Menhardt	1976, 78-80
42	42	Ray Tarasi	1986-89
15.	38	<b>Jake Pinegar</b>	<b>2018-pres.</b>

**SEASON FIELD GOAL PCT.**

1.	91.7	Tyler Davis	2016
<b>91.7</b>	<b>Jake Pinegar</b>	<b>2019</b>	
3.	83.3	Kevin Kelly	2008
4.	82.8	Sam Ficken	2014
5.	82.6	Ray Tarasi	1989
6.	82.4	Anthony Fera	2011
7.	81.5	Matt Bahr	1978
8.	81	Nick Gancitano	1983
9.	80.8	Travis Forney	1999
80.8	80.8	Massimo Manca	1985

**CAREER FIELD GOAL PCT.**

1.	79.6	Tyler Davis	2015-17
2.	77.6	Nick Gancitano	1981-84
3.	75.0	Collin Wagner	2006-10
4.	74.6	Travis Forne.	1996-99
5.	73.8	Brett Conway	1993-96
6.	72.9	Kevin Kelly	2005-08
7.	72.0	Sam Ficken	2011-14
8.	<b>71.1</b>	<b>Jake Pinegar</b>	<b>2018-pres.</b>
9.	69.0	Herb Menhardt	1976, 78-80
10.	67.8	Massimo Manca	1982, 84-86

**LONGEST FIELD GOALS**

1.	57	<b>Jordan Stout vs. Pitt</b>	<b>2019</b>
2.	55	Chris Bahr at Temple	1975
55	55	Chris Bahr at Ohio State	1975
55	55	Chris Bahr at Syracuse	1975
5.	54	Herb Menhardt at NC State	1979
54	54	Sam Ficken vs. Kent State	2013
7.	53	Massimo Manca vs. Notre Dame	1985
53	53	Kevin Kelly vs. Iowa	2007
<b>53</b>	<b>Jordan Stout vs. Idaho</b>	<b>2019&lt;/</b>	

**RECORD WATCH**

SEASON EXTRA POINTS MADE

1.	71	Tyler Davis	2017
2.	62	Brett Conway	1994
	62	Tyler Davis	2016
4.	60	Kevin Kelly	2008
5.	59	Al Vitiello	1971
<b>6.</b>	<b>56</b>	<b>Jake Pinegar</b>	<b>2019</b>
<b>7.</b>	<b>53</b>	<b>Jake Pinegar</b>	<b>2018</b>
8.	49	Kevin Kelly	2005
9.	46	Collin Wagner	2009
10.	44	Kevin Kelly	2007
	44	Travis Forney	1999

CAREER EXTRA POINTS MADE

1.	183	Kevin Kelly	2005-08
2.	144	Tyler Davis	2015-17
3.	141	Brett Conway	1993-96
4.	132	Craig Fayak	1990-93
5.	117	Travis Forney	1996-99
6.	115	Robbie Gould	2002-04
<b>7.</b>	<b>114</b>	<b>Jake Pinegar</b>	<b>2018-pres.</b>
	109	Sam Ficken	2011-14
9.	98	Al Vitiello	1971-72
10.	86	Massimo Manca	1982, 84-86

CAREER PAT PCT.

(Min. 50 Attempts)

1.	100.0 (59-59)	Herb Menhardt	1976, 78-80
	100.0 (85-85)	Collin Wagner	2006-10
	100.0 (144-144)	Tyler Davis	2015-17
4.	99.3 (141-142)	Brett Conway	1993-96
5.	98.9 (183-185)	Kevin Kelly	2005-08
6.	98.9 (86-87)	Massimo Manca	1982, 84-86
7.	97.3 (109-112)	Sam Ficken	2011-14
8.	96.7 (117-121)	Travis Forney	1996-99
<b>9.</b>	<b>96.6 (114-118)</b>	<b>Jake Pinegar</b>	<b>2018-pres.</b>
10.	96.2 (76-79)	Nick Gancitano	1981-84

**SCORING**

CAREER SCORING

Points	TD	PAT	FG		
1.	425	1	*183	78	Kevin Kelly 2005-08
2.	318	53	0	0	Saquon Barkley 2015-17
3.	282	0	132	50	Craig Fayak 1990-93
4.	276	0	141	45	Brett Conway 1993-96
5.	271	0	109	54	Sam Ficken 2011-14
6.	261	0	144	39	Tyler Davis 2015-17
7.	258	0	117	47	Travis Forney 1996-99
8.	246	41	0	0	Lydell Mitchell 1969-71
9.	232	0	115	39	Robbie Gould 2001-04
10.	230	38	**0	0	Curtis Enis 1995-97
11.	218	36	**0	0	Larry Johnson 1999-2002
12.	206	0	86	40	Massimo Manca 1982, 84-86
13.	204	34	0	0	Ki-Jana Carter 1992-94
14.	198	33	0	0	Curt Warner 1979-82
<b>15.</b>	<b>195</b>	<b>0</b>	<b>114</b>	<b>27</b>	<b>Jake Pinegar 2018-pres.</b>

\*2-pt conversion run; \*\*2-pt conversion reception

SEASON SCORING

Points	TD	PAT	FG		
1.	174	29	0	0	Lydell Mitchell 1971
2.	140	23	**0	0	Larry Johnson 2002
3.	138	23	0	0	Ki-Jana Carter 1994
	138	23	0	0	Saquon Barkley 2017
5.	132	22	0	0	Saquon Barkley 2016
6.	128	0	62	22	Tyler Davis 2016
7.	122	20	**0	0	Curtis Enis 1997
8.	120	0	60	20	Kevin Kelly 2008
9.	119	11	—	—	Pete Mauthe 1909
10.	116	19	*0	0	Richie Anderson 1992
11.	110	1	44	20	Kevin Kelly 2007
12.	107	0	44	21	Travis Forney 1999
13.	102	17	0	0	John Cappelletti 1973
<b>14.</b>	<b>101</b>	<b>0</b>	<b>53</b>	<b>16</b>	<b>Jake Pinegar 2018</b>
15.	100	0	28	24	Sam Ficken 2014

**DEFENSE**

CAREER SACK LEADERS

(Since 1975)

1.	33.0	Courtney Brown	1996-99
2.	30.0	Larry Kubin	1977-80
3.	25.5	Shane Conlan	1983-86
	25.5	Michael Haynes	1999-2002
5.	24.5	Tyoka Jackson	1990-93
6.	22.0	Matt Millen	1976-79
7.	21.0	Todd Atkins	1992-95
8.	20.0	Rich McKenzie	1989-92
	20.0	Anthony Zettel	2012-15
10.	19.0	Bruce Clark	1976-79
	19.0	LaVar Arrington	1997-99
	19.0	Jay Alford	2003-06
	19.0	Yetur Gross-Matos	2017-19
14.	18.0	Don Graham	1983-86
	18.0	Bob White	1983-86
--	<b>17.5</b>	<b>Shaka Toney</b>	<b>2017-pres.</b>

CAREER FORCED FUMBLES

1.	9	Shane Conlan	1983-86
2.	8	Carl Nassib	2012-15
	8	Don Graham	1983-86
	8	Michael Haynes	1998-2002
5.	7	Brandon Bell	2013-16
	7	Bruce Clark	1976-79
7.	6	Micah Parsons	2018-19
	6	Sean Stanley	2009-12
	6	Bob White	1983-86
	6	Mark Robinson	1980-83
	6	Matt Millen	1976-79
	6	Walker Ashley	1979-82
12.	5	Maurice Evans	2006-08
	5	Roge Alexander	1982-85
	5	Marcus Allen	2014-17
	5	Courtney Brown	1996-99
	5	Sean Lee	2005-09
	5	Harry Hamilton	1980-83
	5	Deion Barnes	2011-14
	5	Mark D'Onofrio	1988-91
--	<b>4</b>	<b>Lamont Wade</b>	<b>2017-pres.</b>
--	<b>3</b>	<b>Keaton Ellis</b>	<b>2019-pres.</b>
	<b>3</b>	<b>Marquis Wilson</b>	<b>2019-pres.</b>
	<b>3</b>	<b>Shaka Toney</b>	<b>2017-pres.</b>





35

GAME 1  
PENN STATE AT INDIANA

36



MEMORIAL STADIUM | FS1 | 10/24/20 | 995



GAME RECAP

**BLOOMINGTON, Ind.** – Penn State quarterback Sean Clifford accounted for four touchdowns, including a late go-ahead touchdown pass and an overtime touchdown throw, but Indiana rallied to defeat No. 8/7 Penn State, 36-35, in the extra frame.

Clifford accounted for four touchdowns (3 passing, 1 rushing) and 357 yards of total offense, throwing for 238 yards on 24-of-35 passing and rushing for 119 yards – the seventh-most by a quarterback in Penn State history. Pat Freiermuth became Penn State's career leader in touchdown receptions by a tight end and caught seven passes for 60 yards. Wide receiver Jahan Dotson had four catches for 94 yards, including a late 60-yard touchdown reception. Shaka Toney led the Penn State defense with seven tackles, which were all solo and included two sacks. Safety Lamont Wade recovered a fumble and made his first career interception.

For Indiana, quarterback Michael Penix Jr. went 19-for-36 passing for 170 yards with a touchdown throw in overtime and two successful two-point conversion rushes - one to force overtime and one to win the game - while running back Stevie Scott III rushed for two touchdowns in the first half. Safety Jamar Johnson made 10 tackles, an interception and forced a fumble the Hoosiers recovered, while cornerback Jaylin Williams also added an interception.

How It Happened

With Penn State trailing by six late in the fourth quarter, Clifford found Dotson over the middle for a 60-yard touchdown strike and a 21-20 Penn State lead. Then after stopping Indiana on fourth down, running back Devyn Ford rushed for a touchdown with 1:42 remaining for a 28-20 PSU advantage. However, Indiana's Penix led the Hoosiers on a game-tying touchdown drive, rushing for both the touchdown and ensuing two-point attempt.

In overtime, Clifford threw a 9-yard touchdown pass to Parker Washington for a 35-28 Nittany Lion lead, but Penix answered with a 9-yard touchdown pass to Whop Philyor on Indiana's possession, and the Hoosiers elected to go for two to decide the game. Penix ran left and dove, extending the football towards the pylon, making contact with both it and the ground out of bounds, for what was ruled a touchdown. The play was reviewed, but the call stood.

Penn State took the game's first lead with Freiermuth's touchdown catch on the opening drive, converting on fourth-and-goal from the 2-yard line.

Williams intercepted Clifford late in the first quarter leading to the Hoosiers' first score, a field goal, early in the second quarter. Scott then gave Indiana a 17-7 lead with a pair of rushing touchdowns.

Clifford scampered for a 35-yard touchdown run to cut the deficit to three at the end of the third quarter, before Indiana added a field goal for a 20-14 advantage. Penn State was able to retake the lead on the Clifford-Dotson score, but Indiana answered.

Notes

- Penn State dropped to 22-2 all-time against Indiana, including an 11-2 mark in Bloomington. The Nittany Lions snapped a six-game win streak against the Hoosiers.
- Penn State converted 27 first downs, tying the ninth-most by the team in the James Franklin era.
- The Nittany Lions tallied 52 rushing attempts, equaling the fourth-most by the program under James Franklin. Penn State last had 52 rushing attempts against Iowa in 2016.
- The Nittany Lions scored on their opening drive, covering 7:01. It was Penn State's longest time-covering drive since a 9:01 drive against Indiana in 2019.
- WR Parker Washington became the first true freshman wide receiver to start a season opener since Brandon Polk against Temple in 2015.
- Washington caught a 9-yard touchdown pass in overtime, marking the second-straight season opener with a freshman catching a touchdown pass. Brenton Strange caught a 4-yard touchdown reception against Idaho in 2019.
- QB Sean Clifford ran for a career-best 119 yards on 17 carries. It was his first career 100-yard rushing game and Penn State's first 100-yard rushing game by a quarterback since Will Lewis ran for 108 yards against Rutgers in 2019.
- Clifford scored on a 35-yard run at the end of the third quarter. It was Clifford's second career rushing touchdown over 30 yards, joining his 38-yard run against Indiana in 2019.
- TE Pat Freiermuth owns the Penn State career record for receiving touchdowns by a tight end with 16 career touchdown grabs. He broke a tie with Mike Gesicki (2014-17).
- WR Jahan Dotson hauled in a 60-yard touchdown reception in the fourth quarter. It was Dotson's fifth career touchdown catch and his fourth of 40 or more yards.
- The Nittany Lions held Indiana to 211 total yards, the ninth-fewest allowed under James Franklin.
- Indiana attempted only 26 rushes, tied for the sixth-lowest by any opponent in the James Franklin era.
- DE Shaka Toney matched a career high with seven tackles, tying his performance against Michigan in 2019.
- S Lamont Wade intercepted a pass in the third quarter, his first career interception.
- CB Joey Porter Jr. registered his first career sack in the first quarter and collected a career-best five tackles, topping two tackles against Rutgers in 2019.
- LB Ellis Brooks forced his first career forced fumble.

SCORING SUMMARY		1	2	3	4	OT	F
<b>PSU</b>		7	0	7	14	7	35
<b>IU</b>		0	17	0	11	8	36

1st	7:59	PSU	13-64/7:01/7-0
		Freiermuth, Pat 2 yd pass from Clifford, Sean (Pinegar kick)	
2nd	12:24	IND	9-22/3:15/7-3
		Campbell, Charles 34 yd field goal	
	8:12	IND	6-62/2:02/7-10
		Scott III, Stevie 14 yd run (Campbell kick)	
	6:36	IND	2-4/0:30/7-17
		Scott III, Stevie 2 yd run (Campbell kick)	
3rd	0:00	PSU	8-57/4:07/14-17
		Clifford, Sean 35 yd run (Pinegar kick)	
4th	13:18	IND	9-44/1:42/14-20
		Campbell, Charles 48 yd field goal	
	2:30	PSU	3-74/0:44/21-20
		Dotson, Jahan 60 yd pass from Clifford, Sean (Pinegar kick)	
	1:42	PSU	1-14/0:05/28-20
		Ford, Devyn 14 yd run (Pinegar, kick)	
	00:22	IND	7-75/1:20/28-28
		Penix, Michael 1 yd run (Penix rush)	
OT		PSU	4-25/35-28
		Washington, Parker 9 yd pass from Clifford, Sean (Pinegar kick)	
		IND	5-25/35-36
		Philyor, Whop 9 yd pass from Penix, Michael (Penix rush)	

TEAM STATS		PSU	IU
First Downs		27	16
Rushing Yards		250	41
Passing Yards		238	170
Passing (C-A-Int)		24-35-2	19-36-1
Total Offense		488	211
Plays		87	62
Fumbles (#-Lost)		1-1	1-1
Penalties (#-Yards)		10-100	4-36
Possession Time		40:25	19:35
3rd-Down Conv.		9-17	4-12
Red Zone		2-6	5-5
Touchdowns		2	4
Field goals		0	1

OTHER	
Time of Game	4:05
Indiana	1-0, 1-0 Big Ten
Penn State	0-1, 0-1 Big Ten

INDIVIDUAL STATISTICS

RUSHING

Penn State-Clifford, Sean 17-119; Ford, Devyn 20-69; Lee, Keyvone 6-35; Holmes, Caziah 5-16; Cain, Noah 3-13; Levis, Will 1-minus 2. Indiana-Scott III, Stevie 20-57; James, Sampson 1-4; TEAM 1-minus 2; Penix, Michael 4-minus 18.

PASSING

Penn State-Clifford, Sean 24-35-3-238  
Indiana-Penix Jr., Michael 19-36-1-170.

RECEIVING

Penn State-Freiermuth, Pat 7-60; Dotson, Jahan 4-94; George, Daniel 3-29; Ford, Devyn 3-11; Lambert-Smith, K 2-25; Washington, Parker 2-12; Lee, Keyvone 2-6; Strange, Brenton 1-1.

Indiana-Philyor, Whop 5-36; Marshall, Miles 4-46; Scott III, Stevie 3-11; Fryfogle, Ty 2-27; Swinton, Javon 2-23; Hendershot, P. 2-13; Hewitt, Jacobly 1-14.

TOP TACKLERS (UA-A-T)

Penn State-Toney, Shaka 7-0-7; Porter Jr., Joey 5-0-5; Brooks, Ellis 5-0-5; Castro-Fields, Tariq 4-1-5; Brisker, Jaquan 2-1-3; Luketa, Jesse 2-1-3; Wade, Lamont 1-2-3; Shelton, Antonio 2-0-2; Oweh, Jayson 2-0-2; Mustipher, PJ 1-1-2.

Indiana-McFadden, Micah 11-0-11; Johnson, Jamar 7-3-10; Matthews, Devon 5-3-8; Mullen, Tiawan 4-4-8; Jones, Cam 6-1-7; Head Jr., James 3-2-5; Williams, Jaylin 3-1-4; Fitzgerald, Bryant 3-0-3; Miller, James 1-2-3; Taylor, Reese 1-2-3.



**HAKEEM BEAMON** 51  
 Defensive Tackle | 6-3 | 292  
 Redshirt Freshman  
 Midlothian, Va./Manchester  
 Major: Division of Undergraduate Studies

» 2020  
**Season:** Appeared in one game.  
**at Indiana (10/24):** Registered one tackle.

» 2020 GAME-BY-GAME  
*Tackles (Solo-Assisted-Total)*  
 at Indiana 1-0-1.

» BEAMON'S CAREER STATISTICS & GAME HIGHS

	UA-A	TK	FF	FR	I	PBU	SACK	TFL
2019	1-1	2	-	-	-	-	-	-
2020	1-0	1	-	-	-	-	-	-
<b>CAREER</b>	<b>2-1</b>	<b>3</b>	-	-	-	-	-	-

**Tackles** ..... 1; Three Times: Last at Indiana, 10/24/20



**JAQUAN BRISKER** 1  
 Safety | 6-1 | 210  
 Senior  
 Pittsburgh, Pa./Gateway/Lackawanna College  
 Major: Communication Arts & Sciences

» 2020  
**Season:** Made one start...One of six players to make their first career start.  
**at Indiana (10/24):** Tallied three tackles...Recorded a solo tackle for loss in overtime.

» 2020 GAME-BY-GAME  
*Tackles (Solo-Assisted-Total)*  
 at Indiana 2-1-3.

» BRISKER'S CAREER STATISTICS & GAME HIGHS

	UA-A	TK	FF	FR	I	PBU	SACK	TFL
2019	15-17	32	-	-	2	3	-	1.0-8
2020	2-1	3	-	-	-	-	-	1.0-1
<b>CAREER</b>	<b>17-18</b>	<b>35</b>	-	-	<b>2</b>	<b>3</b>	-	<b>2.0-9</b>

**Tackles** ..... 7; Buffalo, 9/7/19  
**Tackles For Loss** ..... 1.0; Twice: Last at Indiana, 10/24/20  
**Interceptions** ..... 1; Twice: Last at Michigan State, 10/26/19  
**Interception Return** ..... 29 yards; at Michigan State, 10/26/19  
**Pass Breakups** ..... 1; Three Times: Last vs. Memphis, 12/28/19



**ELLIS BROOKS** 13  
 Linebacker | 6-1 | 233  
 Redshirt Junior  
 Mechanicsville, Va./Benedictine College Prep  
 Major: Psychology

» 2020  
**Season:** Made one start...One of six players to make their first career start.  
**at Indiana (10/24):** Notched five tackles, including one for loss... Registered first career forced fumble in the second quarter.

» 2020 GAME-BY-GAME  
*Tackles (Solo-Assisted-Total)*  
 at Indiana 5-0-5.

» BROOKS' CAREER STATISTICS & GAME HIGHS

	UA-A	TK	FF	FR	I	PBU	SACK	TFL
2018	19-11	30	-	-	1	-	0.5-2	1.5-3
2019	19-20	39	-	1	-	-	2.5-17	4.0-23
2020	5-0	5	1	-	-	-	-	1.0-4
<b>CAREER</b>	<b>43-31</b>	<b>74</b>	<b>1</b>	<b>1</b>	<b>1</b>	-	<b>3.0-19</b>	<b>6.5-30</b>

**Tackles** ..... 6; Twice: Last at Maryland, 9/27/19  
**Tackles for Loss** ..... 2.5; Maryland, 9/27/19  
**Sacks** ..... 2.5; at Maryland, 9/27/19  
**Forced Fumbles** ..... 1; at Indiana, 10/24/20  
**Fumbles Recovered** ..... 1; at Michigan State, 10/26/19  
**Interceptions** ..... 1; at Illinois, 9/21/18  
**Interception Return** ..... 28 yards; at Illinois, 9/21/18



**J'AYIR BROWN** 16  
 Safety | 5-11 | 209  
 Junior  
 Trenton, N.J./Trenton Central/Lackawanna College  
 Major: Division of Undergraduate Studies

» 2020  
**Season:** Appeared in one game...One of six players to make their Nittany Lion debut.

» 2020 GAME-BY-GAME  
*Tackles (Solo-Assisted-Total)*  
 at Indiana 0-0-0.

» BROWN'S CAREER STATISTICS & GAME HIGHS

	UA-A	TK	FF	FR	I	PBU	SACK	TFL
2020	-	-	-	-	-	-	-	-
<b>CAREER</b>	-	-	-	-	-	-	-	-

**Tackles** ..... N/A



**NOAH CAIN** 21  
 Running Back | 5-10 | 226  
 Sophomore  
 Baton Rouge, La./IMG Academy (Fla.)  
 Major: Division of Undergraduate Studies

» CAREER NOTES & RECORDS  
**Season: 2019:** Set a Penn State freshman record with eight rushing touchdowns, passing D.J. Dozier (7, 1983) and Saquon Barkley (7, 2015)... Became first Penn State freshman to run for 100 yards in back-to-back games (105 yards vs. Purdue; 102 yards at Iowa) since Saquon Barkley in 2015 (115 yards vs. Buffalo; 195 yards vs. Rutgers).

**Game: 2019:** Became the first PSU freshman with two rushing touchdowns in a season opener (vs. Idaho) since Stephon Green vs. Coastal Carolina in 2008...Two touchdowns vs. Idaho also marked the first PSU freshman with two touchdowns in a game since Ricky Slade against Maryland in 2018.

**Bowl: 2019:** Tied for second in Penn State bowl history with two rushing touchdowns in the Cotton Bowl...Helped the Nittany Lions score a program-bowl record 53 points...Aided Penn State to tie a Cotton Bowl record with five rushing touchdowns...Helped Penn State run for 396 yards, a program bowl record and the second-most in Cotton Bowl history.

» 2020  
**Awards:** Named to the Doak Walker Award watch list.

**Season:** Made one start.  
**at Indiana (10/24):** Gained 13 yards on three carries.

» 2020 GAME-BY-GAME  
*Rushing (Carries-Yards-TD)*  
 at Indiana 3-13-0.

*Receiving (Receptions-Yards-TD)*  
 at Indiana 0-0-0.

» CAIN'S CAREER STATISTICS & GAME HIGHS

	Att.-Yds.	Avg.	TD	LG	Rec.-Yds.	Avg.	TD	LG
2019	84-443	5.3	8	27	7-52	7.4	-	20
2020	3-13	4.3	-	7	-	-	-	-
<b>CAREER</b>	<b>87-456</b>	<b>5.2</b>	<b>8</b>	<b>27</b>	<b>7-52</b>	<b>7.4</b>	-	<b>20</b>

**Rushing Attempts** ..... 22; at Iowa, 10/12/19  
**Rushing Yards** ..... 105; Purdue, 10/5/19  
**Rushing Touchdowns** ..... 2; Twice, Last vs. Memphis, 12/28/19  
**Longest Rush** ..... 27; Purdue, 10/5/19  
**2 or More Rushing Touchdowns** ..... 2; Last vs. Memphis, 12/28/19  
**100-yard Rushing Games** ..... 2; Last at Iowa (102), 10/12/19  
**Receptions** ..... 3; Purdue, 10/5/19  
**Receiving Yards** ..... 25; Purdue, 10/5/19  
**Longest Reception** ..... 20; Purdue, 10/5/19

**All-Purpose Yards** ..... 130; Purdue, 10/5/19



**TARIQ CASTRO-FIELDS** 5  
 Cornerback | 6-0 | 191  
 Senior  
 Upper Marlboro, Md./Riverdale Baptist School  
 Major: Sociology


» 2020  
**Season:** Made one start.

**at Indiana (10/24):** Collected five tackles, including four solo...Added a pass breakup.

» CASTRO-FIELDS' CAREER STATISTICS & GAME HIGHS

	UA-A	TK	FF	FR	I	PBU	SACK	TFL
2017	9-1	10	1	-	1	3	-	2.0-8
2018	21-11	32	-	-	-	7	1.0-2	5.0-8
2019	32-20	52	-	-	2	8	-	3.0-4
2020	4-1	5	-	-	-	1	-	-
<b>CAREER</b>	<b>66-33</b>	<b>99</b>	<b>1</b>	-	<b>3</b>	<b>19</b>	<b>1.0-2</b>	<b>10.0-20</b>

**Tackles** ..... 8; Three Times: Last Indiana, 11/16/19  
**Tackles for Loss** ..... 1.5; Twice: Last vs. Kentucky, 1/1/19  
**Sacks** ..... 1.0; vs. Kentucky, 1/1/19  
**Forced Fumbles** ..... 1; at Maryland, 11/25/17  
**Interceptions** ..... 1; Three Times: Last Michigan, 10/19/19  
**Long Interception Return** ..... 5 yards; at Maryland, 9/27/19  
**Pass Breakups** ..... 3; at Michigan State, 11/4/17



**RAFAEL CHECA** 90  
 Kicker | 6-2 | 203  
 Redshirt Sophomore  
 Chevy Chase, Md./St. John's College High School  
 Major: Hospitality Management

» 2020  
**Season:** Appeared in one game.

» CHECA'S CAREER KICKOFF STATISTICS & GAME HIGHS

	KO	Yds.	Avg.	TB	OB
2018	79	4,698	59.5	37	5
2019	-	-	-	-	-
2020	-	-	-	-	-
<b>CAREER</b>	<b>79</b>	<b>4,698</b>	<b>59.5</b>	<b>37</b>	<b>5</b>

**Kickoffs** ..... 10; Twice: Last at Illinois, 9/21/18  
**Kickoff Yards** ..... 618; Kent State, 9/15/18  
**Kickoff Average** ..... 65.0; Ohio State, 9/29/18  
**Touchbacks** ..... 6; Twice: Last Ohio State, 9/29/18  
**NOTE:** Has two career tackles (vs. Iowa and at Rutgers, 2018).



**MAX CHIZMAR** 50  
 Linebacker | 6-2 | 229  
 Redshirt Junior  
 Mars, Pa./Mars Area  
 Major: Corporate Innovation and Entrepreneurship

» 2020  
**Season:** Appeared in one game.

» 2020 GAME-BY-GAME  
*Tackles (Solo-Assisted-Total)*  
 at Indiana 0-0-0.

» CHIZMAR'S CAREER STATISTICS & GAME HIGHS

	UA-A	TK	FF	FR	I	PBU	SACK	TFL
2018	0-1	1	-	-	-	-	-	-
2019	0-3	3	-	-	-	-	-	-
2020	-	-	-	-	-	-	-	-
<b>CAREER</b>	<b>0-4</b>	<b>4</b>	-	-	-	-	-	-

**Tackles** ..... 2; Buffalo, 9/7/19



# 28 2020 PENN STATE FOOTBALL



**SEAN CLIFFORD** 14  
 Quarterback | 6-2 | 217  
 Redshirt Junior  
 Cincinnati, Ohio/Saint Xavier  
 Major: Advertising and Public Relations

» **CAREER NOTES & RECORDS**

**Career:** Ranks 11th all-time at Penn State with 28 career touchdown passes...Sits 16th all-time with 3,087 career passing yards...Holds 17th all-time with 218 career completions...Ranks 19th all-time with 361 career pass attempts...Sits eighth all-time with 518 rushing yards by a quarterback...Holds 17th all-time with 3,605 total yards in his career... Has thrown for 200-plus yards in seven games...Became the 17th Penn State quarterback to move past the 3,000-yard mark against Indiana (10/24/20).

**Season: 2019:** Became the third Penn State quarterback to have three games with 250 passing yards and three passing touchdowns in a season, joining Trace McSorley (2017, 4 games) and Christian Hackenberg (2013, 3 games)...Was the fifth quarterback in program history to have multiple games with four or more passing touchdowns...Finished fifth at Penn State in passing touchdowns (23), seventh in passing efficiency (148.54), eighth in passing yardage (2,654), ninth in completion percentage (59.2), tied for 10th in 200-yard passing games (6) and was 14th in completions (189)... Holds seventh for total yards in a season at PSU with 3,056 and is tied for eighth with 28 touchdowns responsible for...Finished with 402 rushing yards (4th most by a PSU quarterback) and five rushing touchdowns (T-11th).

**Game: Records Set:** Threw for 287 yards in the first half at Maryland (9/27/19), breaking the PSU record held by Trace McSorley (258; Georgia State, 2017)...Connected with Daniel George for a 98-yard touchdown pass against Kent State (9/15/18) for the longest pass play and longest play from scrimmage in program history, breaking the previous longest pass record of 92 yards from Bill Hess to Bob Higgins in 1919 and longest play from scrimmage record, set four different times on 92-yard plays, most recently a 92-yard run by Saquon Barkley vs. Washington in the 2017 Fiesta Bowl. **2019:** Threw for 398 yards at Maryland (9/27/19), the third-most in a game at Penn State, trailing only Christian Hackenberg (454; vs. UCF, 2014) and Zack Mills (399; vs. Iowa, 2002)...Gained 452 total yards vs. the Terrapins, the third-most in a game at Penn State, trailing only Trace McSorley (461; vs. Ohio State, 2018) and Hackenberg (456; vs. UCF, 2014)... Threw for 340 yards at Minnesota (11/9/19), tied for the 16th-most in a game at Penn State...It marked the 41st 300-yard passing game in PSU history...Tallied 379 total yards vs. the Golden Gophers, the 11th-most in a game at PSU.

» **2020**

**Awards:** Named to the Davey O'Brien Award watch list...Tabbed for the Manning Award watch list...Selected for the Wuerffel Trophy watch list.

**Season:** Made one start...Selected as a team captain...Became the 17th Penn State quarterback to move past the 3,000-yard passing mark for his career against Indiana (10/24).

**at Indiana (10/24):** Completed 24-of-35 passes for 238 yards...Threw three touchdown passes, connecting with Pat Freiermuth (2 yards), Jahan Dotson (60 yards) and Parker Washington (9 yards)...Earned seventh career game with two or more touchdown passes and sixth game with three or more touchdown passes...Tallied fifth career game with both a passing and rushing touchdown...Rushed for career-high 119 yards on 17 carries... Recorded first career 100-yard rushing game...Scored on a 35-yard run in the third quarter, his second career rushing touchdown over 30 yards.

» **2020 GAME-BY-GAME**

*Passing (Comp-Att-Yds-TD-INT)*  
 at Indiana 24-35-238-3-2.

*Rushing (Carries-Yards-TD)*  
 at Indiana 17-119-1.

» **CLIFFORD'S CAREER PASSING STATISTICS & GAME HIGHS**

	C-A	Yds.	%	TD-INT	YPG	LG
2018	5-7	195	71.4	2-0	48.8	95
2019	189-319	2,654	59.2	23-7	221.2	72
2020	24-35	238	68.5	3-2	238.0	60
<b>CAREER</b>	<b>218-361</b>	<b>3,087</b>	<b>60.4</b>	<b>28-9</b>	<b>181.6</b>	<b>95</b>

Pass Completions	26; at Maryland, 9/27/19
Pass Attempts	43; at Minnesota, 11/9/19
Passing Yards	398; at Maryland, 9/27/19
Passing Touchdowns	4; Twice: Last at Michigan State, 10/26/19
Long Pass	95 yards; Kent State, 9/15/18
20-yard or Longer Completions In A Game	7; Idaho, 8/31/19
200-yard Passing Games	7; Last at Indiana (238), 10/24/20
300-yard Passing Games	2; Last at Minnesota (340), 11/9/19
2 or more Passing Touchdowns	7; Last at Indiana (3), 10/24/20
3 or more Passing Touchdowns	6; Last at Indiana (3), 10/24/20
4 or more Passing Touchdowns	2; Last at Michigan State (4), 10/26/19
Multi-Passing Touchdown Quarters	4; Last Purdue (2, 1st), 10/5/19
Multi-Passing Touchdown Halves	6; Last at Michigan State (3, 1st), 10/26/19
20-yard or Longer Completions	41; Last at Indiana (2), 10/24/20

» **CLIFFORD'S CAREER RUSHING STATISTICS & GAME HIGHS**

	Att.-Yds.	Avg.	TD	LG	Rec.-Yds.	Avg.	TD	LG
2018	5-(-3)	-0.6	-	6	-	-	-	-
2019	116-402	3.5	5	58	-	-	-	-
2020	17-119	7.0	1	35	-	-	-	-
<b>CAREER</b>	<b>138-518</b>	<b>3.8</b>	<b>6</b>	<b>58</b>	-	-	-	-

Rushing Attempts	17; at Indiana, 10/24/20
Rushing Yards	119; at Indiana, 10/24/20
Rushing Touchdowns	2; Indiana, 11/16/19
Longest Rush	58 yards; Buffalo, 9/7/19
100-yard Rushing Games	1; at Indiana (119), 10/24/20
2 or more Rushing Touchdowns	1; Indiana, 11/16/19

Total Offense	452 yards; at Maryland, 9/27/19
300 yards Total Offense	5; Last at Indiana (357), 10/24/20
400 yards Total Offense	1; at Maryland (452), 9/27/19
Passing and Rushing Touchdown Games	5; Last at Indiana, 10/24/20



**JUDGE CULPEPPER** 77  
 Defensive Tackle | 6-4 | 295  
 Redshirt Sophomore  
 Tampa, Fla./H.B. Plant  
 Major: History

» **2020**

**Season:** Appeared in one game.

» **2020 GAME-BY-GAME**

*Tackles (Solo-Assisted-Total)*  
 at Indiana 0-0-0.

» **CULPEPPER'S CAREER STATISTICS & GAME HIGHS**

	UA-A	TK	FF	FR	I	PBU	SACK	TFL
2019	0-2	2	-	-	-	-	0.5-2	0.5-2
2020	-	-	-	-	-	-	-	-
<b>CAREER</b>	<b>0-2</b>	<b>2</b>	-	-	-	-	<b>0.5-2</b>	<b>0.5-2</b>

Tackles	1; Twice: Last Rutgers, 11/30/19
Tackles for Loss	0.5; Rutgers, 11/30/19
Sacks	0.5; Rutgers, 11/30/19



**LANCE DIXON** 10  
 Linebacker | 6-2 | 225  
 Redshirt Freshman  
 West Bloomfield, Mich./West Bloomfield  
 Major: Division of Undergraduate Studies

» **2020**

**Season:** Appeared in one game.

» **2020 GAME-BY-GAME**

*Tackles (Solo-Assisted-Total)*  
 at Indiana 0-0-0.

» **DIXON'S CAREER STATISTICS & GAME HIGHS**

	UA-A	TK	FF	FR	I	PBU	SACK	TFL
2019	0-2	2	-	-	-	-	-	-
2020	-	-	-	-	-	-	-	-
<b>CAREER</b>	<b>0-2</b>	<b>2</b>	-	-	-	-	-	-

Tackles	2; Idaho, 8/31/19
---------	-------------------



**JAHAN DOTSON** 5  
 Wide Receiver | 5-11 | 190  
 Junior  
 Nazareth, Pa./Nazareth Area  
 Major: Telecommunications

» **2020**

**Season:** Made one start...Has made at least one catch in 21 straight games dating back to the Indiana game (10/20/18).

**at Indiana (10/24):** Tied a career high with four catches for 94 yards... Hauled in a 60-yard touchdown in the fourth quarter, his fifth career touchdown catch of 40 or more yards...Added a 21-yard catch in the first quarter.

» **2020 GAME-BY-GAME**

*Rushing (Carries-Yards-TD)*  
 at Indiana 0-0-0.

*Receiving (Receptions-Yards-TD)*  
 at Indiana 4-94-1.

» **DOTSON'S CAREER STATISTICS & GAME HIGHS**

	Att.-Yds.	Avg.	TD	LG	Rec.-Yds.	Avg.	TD	LG
2018	-	-	-	-	13-203	15.6	-	35
2019	2-0	0.0	-	4	27-488	18.1	5	72
2020	-	-	-	-	4-94	23.5	1	60
<b>CAREER</b>	<b>2-0</b>	<b>0.0</b>	<b>-</b>	<b>4</b>	<b>44-785</b>	<b>17.8</b>	<b>6</b>	<b>72</b>

Receptions	4; Three Times: Last at Indiana, 10/24/20
Receiving Yards	109; Buffalo, 9/7/19
Receiving Touchdowns	2; Buffalo, 9/7/19
Long Reception	72 yards; Purdue, 10/5/19
100-yard Receiving Games	1; Buffalo (109), 9/7/19
2 or more Receiving Touchdowns	1; Buffalo (2), 9/7/19
20-yard Receptions	12; Last at Indiana (60), 10/24/20

Rushing Attempts	1; Purdue, 10/5/19
Rushing Yards	4; Purdue, 10/5/19
Longest Rush	4; Purdue, 10/5/19

Punt Returns	1; Three Times: Last at Michigan State, 10/26/19
Punt Return Yards	30; at Maryland, 9/27/19
Long Punt Return	30 yards; at Maryland, 9/27/19

**All-Purpose Yards** 109; Buffalo, 9/7/19  
**NOTE:** Has three career punt returns (-2 yards vs. Kent State, 2018; 30 yards vs. Maryland, 2019; 9 yards vs. Michigan State, 2019)



**KEATON ELLIS** 2  
 Cornerback | 5-11 | 186  
 Sophomore  
 State College, Pa./State College Area  
 Major: Division of Undergraduate Studies

» **CAREER NOTES & RECORDS**

**Season: 2019:** Tied for ninth at Penn State with three forced fumbles.

» **2020**

**Season:** Appeared in one game.

» **2020 GAME-BY-GAME**

*Tackles (Solo-Assisted-Total)*  
 at Indiana 0-0-0.

» **ELLIS' CAREER STATISTICS & GAME HIGHS**

	UA-A	TK	FF	FR	I	PBU	SACK	TFL
2019	9-9	18	3	1	-	2	-	-
2020	-	-	-	-	-	-	-	-
<b>CAREER</b>	<b>9-9</b>	<b>18</b>	<b>3</b>	<b>1</b>	-	<b>2</b>	-	-

Tackles	3; Three Times: Last vs. Memphis, 12/28/19
Forced Fumbles	1; Three Times: Last at Minnesota, 11/9/19
Fumble Recoveries	1; at Maryland, 9/27/19
Pass Breakups	1; Twice: Last Buffalo, 9/7/19
<b>NOTE:</b> Returned a blocked field goal at Michigan State (8 yards) in 2019.	





**DEVYV FORD** 28

Running Back | 5-11 | 205  
Sophomore  
Stafford, Va./North Stafford  
Major: Division of Undergraduate Studies

» 2020

Season: Appeared in one game.

at Indiana (10/24): Ran for 69 yards on a career-high 20 carries...Scored on a 14-yard run in the fourth quarter...Matched a career high with three receptions for 11 yards...Added a 28-yard kick return.

» 2020 GAME-BY-GAME

Rushing (Carries-Yards-TD)  
at Indiana 20-69-1.

Receiving (Receptions-Yards-TD)  
at Indiana 3-11-0.

» FORD'S CAREER STATISTICS & GAME HIGHS

	Att.-Yds.	Avg.	TD	LG	Rec.-Yds.	Avg.	TD	LG
2019	52-294	5.7	3	81	5-30	6.0	-	15
2020	20-69	3.5	1	14	3-11	3.7	-	8
<b>CAREER</b>	<b>72-363</b>	<b>5.0</b>	<b>4</b>	<b>81</b>	<b>8-41</b>	<b>5.1</b>	<b>-</b>	<b>15</b>

Rushing Attempts ..... 20; at Indiana, 10/24/20  
Rushing Yards ..... 107; Idaho, 8/31/19  
Rushing Touchdowns ..... 1; Four Times: Last at Indiana, 10/24/20  
Longest Rush ..... 81 yards; Idaho, 8/31/19  
100-yard Rushing Games ..... 1; Idaho, 8/31/19

Receptions ..... 3; Twice: Last at Indiana, 10/24/20  
Receiving Yards ..... 15; at Maryland, 9/27/19  
Longest Reception ..... 15; at Maryland, 9/27/19

» 2020 GAME-BY-GAME

Kick Returns (Returns-Yards-TD-YPR)  
at Indiana 1-28-0-28.0.

» FORD'S CAREER KICK RETURN STATISTICS & GAME HIGHS

	No.	Yds.	Avg.	TD	LG
2019	-	-	-	-	-
2020	1	28	28.0	-	28
<b>CAREER</b>	<b>1</b>	<b>28</b>	<b>28.0</b>	<b>-</b>	<b>28</b>

Kick Returns ..... 1; at Indiana, 10/24/20  
Kick Return Yards ..... 28; at Indiana, 10/24/20  
Long Kick Return ..... 28 yards; at Indiana, 10/24/20



**PAT FREIERMUTH** 87

Tight End/H-Back | 6-5 | 258  
Junior  
Merrimac, Mass./Brooks School  
Major: Labor and Human Resources

» CAREER NOTES & RECORDS

**Career:** Holds the record for PSU career touchdown receptions by a tight end with 16, passing Mike Gesicki (2014-17)...Tied for eighth all-time at Penn State with 16 career touchdown receptions with O.J. McDuffie (1988-92)...Current FBS career active leader in touchdown receptions by a tight end.

**Season: 2019:** Tied for 14th in a season at PSU and third among tight ends in touchdown receptions with seven. **2018:** Ranked second among PSU tight ends and tied for No. 10 overall in season receiving touchdowns with eight...Set the mark for most receiving touchdowns by a freshman tight end.

**Game: 2019:** Became the ninth player (11 occasions), and first tight end, to catch at least three touchdown passes in a single game (Michigan State, 10/26), joining Bobby Engram (twice), Allen Robinson (twice), Freddie Scott, Deon Butler, Tony Johnson, Graham Zug and DaeSean Hamilton. **2018:** Was one of three freshmen (four occasions) in program history to have two touchdown receptions in a game (vs. Rutgers, 2018), joining Kyle Brady (vs. Cincinnati, 1991) and Deon Butler (vs. Central Michigan & Wisconsin, 2005).

» 2020

**Awards:** Named AP Preseason All-America first team...Tabbed Athlon Sports Preseason All-America first team...Selected Walter Camp Preseason All-America second team...Garnered USA Today Preseason All-America second team honors...Named to the John Mackey Award watch list... Selected to the Biletnikoff Award watch list.

**Season:** Made one start...Selected as a team captain...Has caught at least one pass in 26 straight games dating back to the Pitt game (9/8/18).

at Indiana (10/24): Made a team-high seven catches for 60 yards... Caught a 2-yard touchdown reception on the opening drive of the game... Made his 16th career touchdown to break a tie for the Penn State record by a tight end, passing Mike Gesicki (2014-17).


» 2020 GAME-BY-GAME

Receiving (Receptions-Yards-TD)  
at Indiana 7-60-1.

» FREIERMUTH'S CAREER STATISTICS & GAME HIGHS

	Att.-Yds.	Avg.	TD	LG	Rec.-Yds.	Avg.	TD	LG
2018	-	-	-	-	26-368	14.2	8	27
2019	-	-	-	-	43-507	11.8	7	28
2020	-	-	-	-	7-60	8.6	1	16
<b>CAREER</b>	<b>-</b>	<b>-</b>	<b>-</b>	<b>-</b>	<b>76-935</b>	<b>12.3</b>	<b>16</b>	<b>28</b>

Receptions ..... 8; Buffalo, 9/7/19  
Receiving Yards ..... 101; at Minnesota, 11/9/19  
Receiving Touchdowns ..... 3; at Michigan State, 10/26/19  
Long Reception ..... 28 yards; Buffalo, 9/7/19  
Multi-Touchdown Reception Games ..... 3; Last at Michigan State (3), 10/26/19  
3 or more Receiving Touchdowns ..... 1; Last at Michigan State (3), 10/26/19  
20-yard Receptions ..... 17; Last vs. Memphis (1), 12/28/19  
100-yard Receiving Games ..... 1; at Minnesota (101), 11/9/19



**WILL FRIES** 71

Offensive Line | 6-6 | 306  
Redshirt Senior  
Cranford, N.J./Cranford  
Major: Telecommunications (2nd degree)

» 2020

**Season:** Made one start...One of five players to earn their degree before the 2020 season...Graduated with a degree in economics in December 2019.

at Indiana (10/24): Helped the Nittany Lion offense to gain 488 yards, including 250 on the ground...Led the way for Penn State to convert 27 first downs...Protected Sean Clifford as he threw for 238 yards and three touchdowns while rushing for a career-high 119 yards and a score...Paved the way for a 14-yard touchdown rush by Devyn Ford.



**DANIEL GEORGE** 11

Wide Receiver | 6-2 | 210  
Redshirt Sophomore  
Fort Washington, Md./Oxon Hill  
Major: Journalism

» CAREER NOTES & RECORDS

**Game:** Hauled in a 98-yard touchdown pass from Sean Clifford against Kent State (9/15/18) for the longest pass play and longest play from scrimmage in program history...Broke the previous longest pass record of 92 yards yards from Bill Hess to Bob Higgins in 1919...Broke the longest play from scrimmage record, set four different times on 92-yard plays, most recently a 92-yard run by Saquon Barkley vs. Washington in the 2017 Fiesta Bowl...Tied for the longest reception in the FBS in 2018.

» 2020

Season: Appeared in one game.

at Indiana (10/24): Caught a career-best three passes for 29 yards.

» 2020 GAME-BY-GAME

Receiving (Receptions-Yards-TD)  
at Indiana 3-29-0.

» GEORGE'S CAREER STATISTICS & GAME HIGHS

	Att.-Yds.	Avg.	TD	LG	Rec.-Yds.	Avg.	TD	LG
2018	-	-	-	-	2-112	56.0	1	95
2019	-	-	-	-	9-100	11.1	-	22
2020	-	-	-	-	3-29	9.7	-	15
<b>CAREER</b>	<b>-</b>	<b>-</b>	<b>-</b>	<b>-</b>	<b>14-241</b>	<b>17.2</b>	<b>1</b>	<b>95</b>

Receptions ..... 3; at Indiana, 10/24/20  
Receiving Yards ..... 95; Kent State, 9/15/18  
Receiving Touchdowns ..... 1; Kent State, 9/15/18  
Long Reception ..... 95 yards; Kent State, 9/15/18



**TRENT GORDON** 19

Safety | 5-11 | 199  
Redshirt Sophomore  
Spring, Texas/Manvel  
Major: Health Policy/Administration

» 2020

Season: Appeared in one game.

» 2020 GAME-BY-GAME

Tackles (Solo-Assisted-Total)  
at Indiana 0-0-0.

» GORDON'S CAREER STATISTICS & GAME HIGHS

	UA-A	TK	FF	FR	I	PBU	SACK	TFL
2018	0-1	1	-	-	-	-	-	-
2019	13-7	20	-	-	-	5	-	1.0-1
2020	-	-	-	-	-	-	-	-
<b>CAREER</b>	<b>13-8</b>	<b>21</b>	<b>-</b>	<b>-</b>	<b>-</b>	<b>5</b>	<b>-</b>	<b>1.0-1</b>

Tackles ..... 5; vs. Memphis, 12/28/19  
Tackles for Loss ..... 1.0; at Iowa, 10/12/19  
Pass Breakups ..... 3; Rutgers, 11/30/19



**FRED HANSARD** 53

Defensive Tackle | 6-3 | 324  
Redshirt Junior  
Burlington, N.J./The Hun School  
Major: Journalism

» 2020

Season: Appeared in one game.

» 2020 GAME-BY-GAME

Tackles (Solo-Assisted-Total)  
at Indiana 0-0-0.

» HANSARD'S CAREER STATISTICS & GAME HIGHS

	UA-A	TK	FF	FR	I	PBU	SACK	TFL
2018	1-1	2	-	-	-	-	-	0.5-1
2019	5-10	15	-	-	-	-	1.0-8	4.5-13
2020	-	-	-	-	-	-	-	-
<b>CAREER</b>	<b>5-11</b>	<b>17</b>	<b>-</b>	<b>-</b>	<b>-</b>	<b>-</b>	<b>1.0-8</b>	<b>5.0-14</b>

Tackles ..... 3; Twice: Last vs. Memphis, 12/28/19  
Tackles for Loss ..... 1.5; Buffalo, 9/7/19  
Sacks ..... 1.0; Purdue, 10/5/19

# 30 2020 PENN STATE FOOTBALL



**DAEQUAN HARDY** 25  
 Cornerback | 5-9 | 186  
 Redshirt Freshman  
 Pittsburgh, Pa./Penn Hills  
 Major: Division of Undergraduate Studies

» 2020

Season: Appeared in one game.

at Indiana (10/24): Recorded first career tackle.

» 2020 GAME-BY-GAME

Tackles (Solo-Assisted-Total)  
 at Indiana 1-0-1.

» HARDY'S CAREER STATISTICS & GAME HIGHS

	UA-A	TK	FF	FR	I	PBU	SACK	TFL
2019	-	-	-	-	-	-	-	-
2020	1-0	1	-	-	-	-	-	-
CAREER	1-0	1	-	-	-	-	-	-

Tackles ..... 1; at Indiana, 10/24/20



**DREW HARTLAUB** 37  
 Safety | 5-11 | 177  
 Redshirt Junior  
 Hanover, Pa./South Western  
 Major: Telecommunications

» 2020

Season: Appeared in one game.

» 2020 GAME-BY-GAME

Tackles (Solo-Assisted-Total)  
 at Indiana 0-0-0.

» HARTLAUB'S CAREER STATISTICS & GAME HIGHS

	UA-A	TK	FF	FR	I	PBU	SACK	TFL
2018	1-2	3	-	-	-	-	-	-
2019	1-3	4	-	1	-	-	-	-
2020	-	-	-	-	-	-	-	-
CAREER	2-5	7	-	1	-	-	-	-

Tackles ..... 2; at Michigan State, 10/26/19

Fumble Recoveries ..... 1; Purdue, 10/5/19



**CAZIAH HOLMES** 26  
 Running Back | 5-11 | 209  
 Freshman  
 Titusville, Fla./Cocoa  
 Major: Division of Undergraduate Studies

» 2020

Season: Appeared in one game...One of six players to make their Nittany Lion debut...One of five true freshmen to play this season.

at Indiana (10/24): Rushed for 16 yards on five carries.

» 2020 GAME-BY-GAME

Rushing (Carries-Yards-TD)  
 at Indiana 5-16-0.

Receiving (Receptions-Yards-TD)  
 at Indiana 0-0-0.

» HOLMES' CAREER STATISTICS & GAME HIGHS

	Att.-Yds.	Avg.	TD	LG	Rec.-Yds.	Avg.	TD	LG
2020	5-16	3.2	-	4	-	-	-	-
CAREER	5-16	3.2	-	4	-	-	-	-

Rushing Attempts ..... 5; at Indiana, 10/24/20

Rushing Yards ..... 16; at Indiana, 10/24/20

Longest Rush ..... 4 yards; at Indiana 10/24/20



**DES HOLMES** 75  
 Offensive Line | 6-5 | 312  
 Redshirt Junior  
 Norristown, Pa./Cardinal O'Hara  
 Major: Journalism

» 2020

Season: Appeared in one game.

at Indiana (10/24): Helped the Nittany Lion offense to gain 488 yards, including 250 on the ground...Led the way for Penn State to convert 27 first downs...Protected Sean Clifford as he threw for 238 yards and three touchdowns while rushing for a career-high 119 yards and a score...Paved the way for a 14-yard touchdown rush by Devyn Ford.

NOTE: Has one career reception for -5 yards (at Minnesota, 2019).



**ADISA ISAAC** 20  
 Defensive End | 6-4 | 251  
 Sophomore  
 Brooklyn, N.Y./Canarsie  
 Major: Division of Undergraduate Studies

» 2020

Season: Appeared in one game.

» 2020 GAME-BY-GAME

Tackles (Solo-Assisted-Total)  
 at Indiana 0-0-0.

» ISAAC'S CAREER STATISTICS & GAME HIGHS

	UA-A	TK	FF	FR	I	PBU	SACK	TFL
2019	4-10	14	1	-	-	-	1.5-8	3.0-13
2020	-	-	-	-	-	-	-	-
CAREER	4-10	14	1	-	-	-	1.5-8	3.0-13

Tackles ..... 4; at Maryland, 9/27/19

Tackles For Loss ..... 2.5; at Maryland, 9/27/19

Sacks ..... 1.5; at Maryland, 9/27/19

Forced Fumbles ..... 1; at Maryland, 9/27/19



**CURTIS JACOBS** 23  
 Linebacker | 6-1 | 226  
 Freshman  
 Glen Burnie, Md./McDonogh School  
 Major: Division of Undergraduate Studies

» 2020

Season: Appeared in one game...One of six players to make their Nittany Lion debut...One of five true freshmen to play this season.

» 2020 GAME-BY-GAME

Tackles (Solo-Assisted-Total)  
 at Indiana 0-0-0.

» JACOBS' CAREER STATISTICS & GAME HIGHS

	UA-A	TK	FF	FR	I	PBU	SACK	TFL
2020	-	-	-	-	-	-	-	-
CAREER	-	-	-	-	-	-	-	-

Tackles ..... N/A



**ZACK KUNTZ** 82  
 Tight End/H-Back | 6-7 | 258  
 Redshirt Sophomore  
 Camp Hill, Pa./Camp Hill  
 Major: Marketing

» 2020

Season: Appeared in one game.

» 2020 GAME-BY-GAME

Receiving (Receptions-Yards-TD)  
 at Indiana 0-0-0.


» KUNTZ'S CAREER OFFENSIVE STATISTICS & GAME HIGHS

	Att.-Yds.	Avg.	TD	LG	Rec.-Yds.	Avg.	TD	LG
2018	-	-	-	-	1-8	8.0	-	8
2019	-	-	-	-	2-18	9.0	-	10
2020	-	-	-	-	-	-	-	-
CAREER	-	-	-	-	3-26	8.7	-	10

Receptions ..... 1; Three Times: Last at Maryland, 9/27/19

Receiving Yards ..... 10; at Maryland, 9/27/19

Longest Reception ..... 10 yards; at Maryland, 9/27/19



**KEANDRE LAMBERT-SMITH** 13  
 Wide Receiver | 6-1 | 185  
 Freshman  
 Norfolk, Va./Maury  
 Major: Division of Undergraduate Studies

» 2020

Season: Appeared in one game...One of six players to make their Nittany Lion debut...One of five true freshmen to play this season.

at Indiana (10/24): Hauled in two catches for 25 yards.

» 2020 GAME-BY-GAME

Receiving (Receptions-Yards-TD)  
 at Indiana 2-25-0.

» LAMBERT-SMITH'S CAREER STATISTICS & GAME HIGHS

	Att.-Yds.	Avg.	TD	LG	Rec.-Yds.	Avg.	TD	LG
2020	-	-	-	-	2-25	12.5	-	13
CAREER	-	-	-	-	2-25	12.5	-	13

Receptions ..... 2; at Indiana, 10/24/20

Receiving Yards ..... 25; at Indiana, 10/24/20

Longest Reception ..... 13 yards; at Indiana, 10/24/20



**KEYVONE LEE** 24  
 Running Back | 6-0 | 230  
 Freshman  
 St. Petersburg, Fla./American Collegiate Academy  
 Major: Division of Undergraduate Studies

» 2020

Season: Appeared in one game...One of six players to make their Nittany Lion debut...One of five true freshmen to play this season.

at Indiana (10/24): Gained 35 yards on six carries...Added two catches for six yards.

» 2020 GAME-BY-GAME

Rushing (Carries-Yards-TD)  
 at Indiana 6-35-0.

Receiving (Receptions-Yards-TD)  
 at Indiana 2-6-0.

» LEE'S CAREER STATISTICS & GAME HIGHS

	Att.-Yds.	Avg.	TD	LG	Rec.-Yds.	Avg.	TD	LG
2020	6-35	5.8	-	13	2-6	3.0	-	5
CAREER	6-35	5.8	-	13	2-6	3.0	-	5

Rushing Attempts ..... 6; at Indiana, 10/24/20

Rushing Yards ..... 35; at Indiana, 10/24/20

Longest Rush ..... 13 yards; at Indiana, 10/24/20

Receptions ..... 2; at Indiana, 10/24/20

Receiving Yards ..... 6; at Indiana, 10/24/20

Longest Reception ..... 5 yards; at Indiana, 10/24/20



**WILL LEWIS** 7  
Quarterback | 6-3 | 222  
Redshirt Sophomore  
Madison, Conn./Xavier  
Major: Finance

» CAREER NOTES & RECORDS

**Games:** Rushed for 108 yards against Rutgers (11/30/19), the 10th most in program history by a quarterback.

» 2020

**Season:** Appeared in one game.

» 2020 GAME-BY-GAME

*Passing (Comp-Att-Yds-TD-INT)*

at Indiana 0-0-0-0-0.

*Rushing (Carries-Yards-TD)*

at Indiana 1-(-2)-0.

» LEWIS' CAREER PASSING STATISTICS & GAME HIGHS

	C-A	Yds.	%	TD-INT	YPG	LG
2019	28-47	223	59.6	2-2	31.9	44
2020	-	-	-	-	-	-
<b>CAREER</b>	<b>28-47</b>	<b>223</b>	<b>59.6</b>	<b>2-2</b>	<b>31.9</b>	<b>44</b>

*Pass Completions* ..... 11; Idaho, 8/31/19

*Pass Attempts* ..... 14; Twice: Last Rutgers, 11/30/19

*Passing Yards* ..... 81; Rutgers, 11/30/19

*Passing Touchdowns* ..... 1; Twice: Last Rutgers, 11/30/19

*Long Pass* ..... 44; Rutgers, 11/30/19

*20-yard or Longer Completions* ..... 2; Last Rutgers (1), 11/30/19

» LEWIS' CAREER RUSHING STATISTICS & GAME HIGHS

	Att.-Yds.	Avg.	TD	LG	Rec.-Yds.	Avg.	TD	LG
2019	51-213	4.2	3	49	-	-	-	-
2020	1-(-2)	-2.0	-	-2	-	-	-	-
<b>CAREER</b>	<b>52-211</b>	<b>4.1</b>	<b>3</b>	<b>49</b>	-	-	-	-

*Rushing Attempts* ..... 18; at Ohio State, 11/23/19

*Rushing Yards* ..... 108; Rutgers, 11/30/19

*Rushing Touchdowns* ..... 2; at Maryland, 9/27/19

*Longest Rush* ..... 12; Idaho, 8/31/19

*2 or more Rushing Touchdowns* ..... 1; at Maryland (2), 9/27/19

*100-yard Rushing Games* ..... 1; Rutgers (108), 11/30/19



**JESSE LUKETA** 40  
Linebacker | 6-3 | 242  
Junior  
Ottawa, Ont./Mercyhurst Prep (Pa.)  
Major: Criminology

» 2020

**Season:** Made one start...Selected as a team captain.

**at Indiana (10/24):** Registered three tackles, including two solo.

» 2020 GAME-BY-GAME

*Tackles (Solo-Assisted-Total)*

at Indiana 2-1-3.

» LUKETA'S CAREER STATISTICS & GAME HIGHS

	UA-A	TK	FF	FR	I	PBU	SACK	TFL
2018	5-2	7	-	-	-	-	-	-
2019	15-9	24	-	-	-	4	-	0.5-1
2020	2-1	3	-	-	-	-	-	-
<b>CAREER</b>	<b>22-12</b>	<b>34</b>	-	-	-	<b>4</b>	-	<b>0.5-1</b>

*Tackles* ..... 5; at Maryland, 9/27/19

*Tackles for Loss* ..... 0.5; Pittsburgh, 9/14/19

*Pass Breakups* ..... 1; Four Times: Last Michigan, 10/19/19



**ISAAC LUTZ** 85  
Wide Receiver | 5-11 | 197  
Redshirt Senior  
Reading, Pa./Berks Catholic  
Major: Real Estate Analysis & Development (Master's)

» 2020

**Season:** Appeared in one game...One of five players to earn their degree before the 2020 season...Graduated with a degree in accounting in December 2019.

» 2020 GAME-BY-GAME

*Receiving (Receptions-Yards-TD)*

at Indiana 0-0-0.

» LUTZ'S CAREER OFFENSIVE STATISTICS & GAME HIGHS

	Att.-Yds.	Avg.	TD	LG	Rec.-Yds.	Avg.	TD	LG
2017	-	-	-	-	-	-	-	-
2018	-	-	-	-	-	-	-	-
2019	-	-	-	-	1-15	15.0	-	15
2020	-	-	-	-	-	-	-	-
<b>CAREER</b>	-	-	-	-	<b>1-15</b>	<b>15.0</b>	-	<b>15</b>

*Receptions* ..... 1; at Maryland, 9/27/19

*Receiving Yards* ..... 15; at Maryland, 9/27/19

*Long Reception* ..... 15 yards; at Maryland, 9/27/19

*NOTE:* Has seven career tackles (2 vs. Kent State, 2018; 1 vs. Purdue, 2019; 1 vs. Iowa, 2019; 2 at Michigan State, 2019; 1 at Minnesota, 2019).



**MICHAL MENET** 62  
Offensive Line | 6-4 | 306  
Redshirt Senior  
Birdsboro, Pa./Exeter Township Senior  
Major: Psychology

» 2020

**Season:** Made one start at center...Selected as a team captain.

**at Indiana (10/24):** Helped the Nittany Lion offense to gain 488 yards, including 250 on the ground...Led the way for Penn State to convert 27 first downs...Protected Sean Clifford as he threw for 238 yards and three touchdowns while rushing for a career-high 119 yards and a score...Paved the way for a 14-yard touchdown rush by Devyn Ford.



**MIKE MIRANDA** 73  
Offensive Line | 6-3 | 301  
Redshirt Junior  
Stow, Ohio/Stow-Munroe Falls  
Major: Telecommunications

» 2020

**Season:** Made one start at left guard.

**at Indiana (10/24):** Helped the Nittany Lion offense to gain 488 yards, including 250 on the ground...Led the way for Penn State to convert 27 first downs...Protected Sean Clifford as he threw for 238 yards and three touchdowns while rushing for a career-high 119 yards and a score...Paved the way for a 14-yard touchdown rush by Devyn Ford.



**PJ MUSTIPHER** 97  
Defensive Tackle | 6-4 | 300  
Junior  
Owings Mills, Md./McDonogh School  
Major: Journalism

» 2020

**Season:** Made one start.

**at Indiana (10/24):** Recorded two tackles.

» 2020 GAME-BY-GAME

*Tackles (Solo-Assisted-Total)*

at Indiana 1-1-2.

» MUSTIPHER'S CAREER STATISTICS & GAME HIGHS

	UA-A	TK	FF	FR	I	PBU	SACK	TFL
2018	7-7	14	1	-	-	-	-	1.0-3
2019	14-23	37	1	-	-	-	1.0-9	4.5-25
2020	1-1	2	-	-	-	-	-	-
<b>CAREER</b>	<b>22-31</b>	<b>53</b>	<b>2</b>	-	-	-	<b>1.0-9</b>	<b>5.5-28</b>

*Tackles* ..... 7; at Iowa, 10/12/19

*Tackles for Loss* ..... 2.0; Four Times: Last at Iowa, 10/12/19

*Sacks* ..... 1.0; vs. Memphis, 12/28/19

*Forced Fumbles* ..... 1; Twice: Last at Iowa, 10/12/19



**JAYSON OWEH** 28  
Defensive End | 6-5 | 252  
Redshirt Sophomore  
Howell, N.J./Blair Academy  
Major: Communication Arts & Sciences

» 2020

**Awards:** Named to the Pro Football Focus National Team of the Week following the Indiana (10/24) game.

**Season:** Made one start.

**at Indiana (10/24):** Collected two solo tackles.

» 2020 GAME-BY-GAME

*Tackles (Solo-Assisted-Total)*

at Indiana 2-0-2.

» OWEH'S CAREER STATISTICS & GAME HIGHS

	UA-A	TK	FF	FR	I	PBU	SACK	TFL
2018	4-0	4	-	-	-	-	2.0-11	2.0-11
2019	13-8	21	2	-	-	1	5.0-40	5.0-40
2020	2-0	2	-	-	-	-	-	-
<b>CAREER</b>	<b>19-8</b>	<b>27</b>	<b>2</b>	-	-	<b>1</b>	<b>7.0-51</b>	<b>7.0-51</b>

*Tackles* ..... 3; Five Times: Last Rutgers, 11/30/19

*Sacks* ..... 2.0; Twice, Last: at Michigan State, 10/26/19

*Tackles for Loss* ..... 2.0; Twice, Last: at Michigan State, 10/26/19

*Forced Fumbles* ..... 2; at Michigan State, 10/26/19

*Pass Breakups* ..... 1; at Maryland, 9/27/19

*Games with 2 or More Sacks* ..... 3; Last at Michigan State (2.0), 10/26/19

*Games with 2 or More Tackles for Loss* ..... 3; Last at Michigan State (2.0), 10/26/19



**JAKE PINEGAR** 92  
Kicker | 6-2 | 192  
Junior  
Ankeny, Iowa/Ankeny Centennial  
Major: Health Policy & Administration

» CAREER NOTES & RECORDS

**Career:** Ranks No. 7 on the career extra points made list with 114...Sits No. 9 in extra point percentage (.966)...Tied No. 14 on the career field goals made list with 27...Holds No. 15 on the all-time scoring list with 195 points.

**Season: 2019:** Holds sixth at PSU in extra points made with 56. **2018:** Became the first Nittany Lion freshman and 13th player overall (15th occasion) to score 100 points in a season...Broke the Penn State freshman scoring record with 101 points, topping the previous mark of 99 by Kevin Kelly in 2005...Sits No. 6 in extra points made in a season with 53...Ranks No. 14 in a season with 101 points.

**Game:** Tied the Penn State record for extra points and extra point attempts in a game with 10 against Idaho (8/31/19)...Equalled the mark set by Charles Atherton vs. Gettysburg (1894) and Travis Forney vs. Akron (1999).

**Bowl:** Converted a 45-yard field goal in the Cotton Bowl vs. Memphis (12/28/19), tied for the third-longest field goal in program bowl history, matching Sam Ficken in the 2014 Pinstripe Bowl and Nick Gancitano in the 1983 Sugar Bowl.

» 2020

**Awards:** Named to the Lou Groza Award Watch List.

**Season:** Appeared in one game.

**at Indiana (10/24):** Converted all five extra point attempts.



# 32 2020 PENN STATE FOOTBALL

## » PINEGAR'S CAREER SCORING STATISTICS & GAME HIGHS

	FGM-A	%	0-19	20-29	30-39	40-49	50+	LG	XP	PTS
2018	16-24	66.6	1-1	5-5	5-7	5-11	-	49	53-55	101
2019	11-12	91.7	-	4-4	4-5	3-3	-	47	56-58	89
2020	0-2	0.0	-	0-1	-	0-1	-	-	5-5	5
<b>CAREER</b>	<b>27-38</b>	<b>71.0</b>	<b>1-1</b>	<b>9-10</b>	<b>9-12</b>	<b>8-16</b>	<b>-</b>	<b>49</b>	<b>114-118</b>	<b>195</b>

**Points Scored** .....16; Idaho, 8/31/19  
**PATs Made** .....10; Idaho, 8/31/19  
**PATs Attempted** .....10; Idaho, 8/31/19  
**Field Goals Made** .....3; Twice: Last Wisconsin, 11/10/18  
**Field Goals Attempted** .....5; Wisconsin, 11/10/18  
**Longest Field Goal** .....49 yards; Twice: Last Wisconsin, 11/10/18  
**10+ Point Games** .....5; Last Indiana (10), 11/16/19

## » PINEGAR'S CAREER KICKOFF STATISTICS & GAME HIGHS

	KO	Yds.	Avg.	TB	OB
2018	3	184	61.3	0	0
2019	-	-	-	-	-
2020	-	-	-	-	-
<b>CAREER</b>	<b>3</b>	<b>184</b>	<b>61.3</b>	<b>0</b>	<b>0</b>

**Kickoffs** .....3; Maryland, 11/24/18  
**Kickoff Yards** .....184; Maryland, 11/24/18  
**Kickoff Average** .....61.3; Maryland, 11/24/18  
**NOTE:** Has one career tackle (vs. Maryland, 2018).



**JOEY PORTER JR.** 9

Cornerback | 6-2 | 193  
 Redshirt Freshman  
 Bakersfield, Calif./North Allegheny (Pa.)  
 Major: Division of Undergraduate Studies

» 2020  
**Season:** Made one start...One of six players to make their first career start.

**at Indiana (10/24):** Notched a career-high five tackles, all solo stops...  
 Registered first career sack in the first quarter...Added a pass breakup.

### » 2020 GAME-BY-GAME

*Tackles (Solo-Assisted-Total)*  
 at Indiana 5-0-5.

### » PORTER'S CAREER STATISTICS & GAME HIGHS

	UA-A	TK	FF	FR	I	PBU	SACK	TFL
2019	2-1	3	-	-	-	1	-	-
2020	5-0	5	-	-	-	1	1.0-8	1.0-8
<b>CAREER</b>	<b>7-1</b>	<b>8</b>	<b>-</b>	<b>-</b>	<b>-</b>	<b>2</b>	<b>1.0-8</b>	<b>1.0-8</b>

**Tackles** .....5; at Indiana, 10/24/20  
**Tackles For Loss** .....1.0; at Indiana, 10/24/20  
**Sacks** .....1.0; at Indiana, 10/24/20  
**Pass Breakups** .....1; Twice: Last at Indiana, 10/24/20



**ANTONIO SHELTON** 55

Defensive Tackle | 6-2 | 327  
 Redshirt Senior  
 Columbus, Ohio/Westerville-North  
 Major: Telecommunications (2nd Degree)

» 2020  
**Season:** Made one start...One of five players to earn their degree before the 2020 season...Graduated with a degree in broadcast journalism in December 2019.

**at Indiana (10/24):** Recorded two tackles...Made a solo tackle for loss.

### » 2020 GAME-BY-GAME

*Tackles (Solo-Assisted-Total)*  
 at Indiana 2-0-2.

### » SHELTON'S CAREER STATISTICS & GAME HIGHS

	UA-A	TK	FF	FR	I	PBU	SACK	TFL
2017	1-5	6	-	-	-	-	1.0-4	2.5-7
2018	5-9	14	-	-	-	-	1.0-1	1.5-2
2019	6-11	17	-	-	-	-	0.5-3	4.0-14
2020	2-0	2	-	-	-	-	-	1.0-5
<b>CAREER</b>	<b>14-25</b>	<b>39</b>	<b>-</b>	<b>-</b>	<b>-</b>	<b>-</b>	<b>2.5-8</b>	<b>9.0-28</b>

**Tackles** .....3; Twice: Last vs. Memphis, 12/28/19  
**Tackles for Loss** .....1.0; Six Times: Last at Indiana, 10/24/20  
**Sacks** .....1.0; at Rutgers, 11/17/18



**SHANE SIMMONS** 34

Defensive End | 6-3 | 257  
 Redshirt Senior  
 Laurel, Md./DeMatha  
 Major: Labor and human resources (2nd degree)

» 2020  
**Season:** Appeared in one game...One of five players to earn their degree before the 2020 season...Graduated with a degree in communication arts & sciences in May 2020.

### » 2020 GAME-BY-GAME

*Tackles (Solo-Assisted-Total)*  
 at Indiana 0-0-0.

### » SIMMONS' CAREER STATISTICS & GAME HIGHS

	UA-A	TK	FF	FR	I	PBU	SACK	TFL
2017	8-7	15	-	-	-	-	1.0-1	4.5-13
2018	4-5	9	-	-	-	-	-	-
2019	7-12	19	-	-	-	-	-	2.0-6
2020	-	-	-	-	-	-	-	-
<b>CAREER</b>	<b>19-24</b>	<b>43</b>	<b>-</b>	<b>-</b>	<b>-</b>	<b>-</b>	<b>1.0-1</b>	<b>6.5-19</b>

**Tackles** .....4; Twice: Last Pittsburgh, 9/14/19  
**Tackles for Loss** .....1.0; Four Times: Last Buffalo, 9/7/19  
**Sacks** .....1.0; at Michigan State, 11/4/17



**BRANDON SMITH** 12

Linebacker | 6-3 | 244  
 Sophomore  
 Louisa, Va./Louisa County  
 Major: Division of Undergraduate Studies

» 2020  
**Season:** Made one start...One of six players to make their first career start.

### » 2020 GAME-BY-GAME

*Tackles (Solo-Assisted-Total)*  
 at Indiana 0-0-0.

### » SMITH'S CAREER STATISTICS & GAME HIGHS

	UA-A	TK	FF	FR	I	PBU	SACK	TFL
2019	8-6	14	-	-	-	-	-	2.0-3
2020	-	-	-	-	-	-	-	-
<b>CAREER</b>	<b>8-6</b>	<b>14</b>	<b>-</b>	<b>-</b>	<b>-</b>	<b>-</b>	<b>-</b>	<b>2.0-3</b>

**Tackles** .....4; Purdue, 10/5/19  
**Tackles For Loss** .....1.0; Twice: Last at Ohio State, 8/31/19



**CHRIS STOLL** 91

Long Snapper | 6-2 | 242  
 Redshirt Junior  
 Westerville, Ohio/St. Francis DeSales  
 Major: Kinesiology

» 2020  
**Season:** Appeared in one game...Former run-on was awarded scholarship during preseason camp.

**at Indiana (10/24):** Helped Jake Pinegar to hit all five of his extra point attempts...Aided Jordan Stout to land two punts inside the 20.

**NOTE:** Has three career tackles, all in 2019 (vs. Michigan; at Michigan State; at Minnesota).



**JORDAN STOUT** 98

Kicker/Punter | 6-3 | 208  
 Junior  
 Cedar Bluff, Va./Honaker/Virginia Tech  
 Major: Telecommunications

### » CAREER NOTES & RECORDS

**Season: 2019:** Became the first Penn State kicker with multiple 50-yard field goals since Kevin Kelly in 2008 (52 yards vs. Syracuse; 50 yards at Wisconsin)...Had 66 touchbacks in 83 kickoffs.

**Game:** Hit a program-record 57-yard field goal in the second quarter against Pittsburgh (9/14/19)...The 57-yard field goal tied a Beaver Stadium, equaling a 57-yard kick by Ohio's Gary Homer in 1973...The 57-yard field goal is also tied for the 12th-longest in Big Ten history...Crushed 12 touchbacks on kickoffs against Idaho (8/31/19), the most by a Nittany Lion since the kickoff spot was moved to the 35-yard line in 2011...Hit a 53-yard field goal against Idaho, Penn State's longest since Sam Ficken hit a 54-yarder vs. Kent State in 2013...Booted 12 touchbacks on kickoffs, the most at Penn State since the kickoff spot was moved to the 35-yard line in 2011.

### » 2020

**Season:** Appeared in one game...Selected as a team captain.

**at Indiana (10/24):** Landed all five kickoffs for touchbacks...Averaged 39.7 yards on three punts, including two inside the 20.

### » STOUT'S CAREER KICKOFF STATISTICS & GAME HIGHS

	KO	Yds.	Avg.	TB	OB
2018*	71	4,565	64.3	60	2
2019	83	5,268	63.5	66	2
2020	5	325	65.0	5	-
<b>CAREER</b>	<b>159</b>	<b>10,158</b>	<b>63.9</b>	<b>131</b>	<b>4</b>

**Kickoffs** .....13; Idaho, 8/31/19  
**Kickoff Yards** .....820; Idaho, 8/31/19  
**Kickoff Average** .....65.0; 13 Times: Last at Indiana; 10/24/20  
**Touchbacks** .....12; Idaho, 8/31/19

### » STOUT'S CAREER SCORING STATISTICS & GAME HIGHS

	FGM-A	%	0-19	20-29	30-39	40-49	50+	LG	XP	PTS
2018*	0-1	0.0	-	-	-	0-1	-	-	4-4	4
2019	2-3	66.6	-	-	-	-	2-3	57	-	6
2020	0-1	0.0	-	-	-	-	0-1	-	-	-
<b>CAREER</b>	<b>2-5</b>	<b>40.0</b>	<b>-</b>	<b>-</b>	<b>-</b>	<b>0-1</b>	<b>2-4</b>	<b>57</b>	<b>4-4</b>	<b>10</b>

**Points Scored** .....3; Twice: Last Pittsburgh, 9/14/19  
**PATs Made** .....2; Twice: Last William & Mary, 9/8/18\*  
**PATs Attempted** .....2; Twice: Last William & Mary, 9/8/18\*  
**Field Goals Made** .....1; Twice: Last Pittsburgh, 9/14/19  
**Field Goals Attempted** .....1; Five Times: Last at Indiana, 10/24/20  
**Longest Field Goal** .....57 yards; Twice: Last Pittsburgh, 9/14/19  
**50+ yard Field Goals** .....2; Last Pittsburgh (57 yards), 9/14/19

### » STOUT'S CAREER PUNTING STATISTICS & GAME HIGHS

	Punts	Yards	Avg.	I-20	FC	50+	LG	BLK
2018*	-	-	-	-	-	-	-	-
2019	-	-	-	-	-	-	-	-
2020	3	119	39.7	2	1	-	49	-
<b>CAREER</b>	<b>3</b>	<b>119</b>	<b>39.7</b>	<b>2</b>	<b>1</b>	<b>-</b>	<b>49</b>	<b>-</b>

**Punt Attempts** .....3; at Indiana, 10/24/20  
**Punt Yards** .....119; at Indiana, 10/24/20  
**Punt Average** .....39.7; at Indiana, 10/24/20  
**Longest Punt** .....49 yards; at Indiana, 10/24/20  
**Punts Inside the 20** .....2; at Indiana, 10/24/20

\* At Virginia Tech (2017-18).



**BRENTON STRANGE** 86  
Tight End/H-Back | 6-3 | 248  
Redshirt Freshman  
Parkersburg, W.Va./Parkersburg  
Major: Division of Undergraduate Studies

» 2020

**Season:** Appeared in one game.

**at Indiana (10/24):** Hauled in a 1-yard catch.

» 2020 GAME-BY-GAME

*Receiving (Receptions-Yards-TD)*  
at Indiana 1-1-0.

» STRANGE'S CAREER STATISTICS & GAME HIGHS

	Att.-Yds.	Avg.	TD	LG	Rec.-Yds.	Avg.	TD	LG
2019	-	-	-	-	1-4	4.0	1	4
2020	-	-	-	-	1-1	1.0	-	1
<b>CAREER</b>	-	-	-	-	<b>2-5</b>	<b>2.5</b>	<b>1</b>	<b>4</b>

**Receptions** ..... 1; Twice: Last at Indiana, 10/24/20  
**Receiving Yards** ..... 4; Idaho, 8/31/19  
**Receiving Touchdowns** ..... 1; Idaho, 8/31/19  
**Long Reception** ..... 4; Idaho, 8/31/19



**JONATHAN SUTHERLAND** 0  
Safety | 5-11 | 202  
Redshirt Junior  
Ottawa, Ont./Episcopal (Va.)  
Major: Labor and Employment Relations

» CAREER NOTES AND RECORDS

**Game:** Blocked two punts against Idaho (8/31/19), marking the first time Penn State blocked two punts in a game since 2000 vs. Louisiana Tech... Two blocked punts in a game is tied for the fourth-most in FBS history... Joined Houston's Keith Corbin (vs. Prairie View A&M) as the only FBS players with two blocked punts in a game (2019).

» 2020

**Season:** Appeared in one game...Selected as a team captain...Awarded No. 0 jersey as special teams leader, beginning new Penn State tradition.

**at Indiana (10/24):** Made one tackle on punt coverage.

» 2020 GAME-BY-GAME

*Tackles (Solo-Assisted-Total)*  
at Indiana 1-0-1.

» SUTHERLAND'S CAREER STATISTICS & GAME HIGHS

	UA-A	TK	FF	FR	I	PBU	SACK	TFL
2018	24-14	38	1	-	-	1	-	2.0-4
2019	11-12	23	-	-	-	-	-	0.5-0
2020	1-0	1	-	-	-	-	-	-
<b>CAREER</b>	<b>36-26</b>	<b>62</b>	<b>1</b>	-	-	<b>1</b>	-	<b>2.5-4</b>

**Tackles** ..... 8; at Illinois, 9/21/18  
**Tackles for Loss** ..... 1.0; Twice: Last at Illinois, 9/21/18  
**Forced Fumbles** ..... 1; at Indiana, 10/20/18  
**Pass Breakups** ..... 1; Iowa, 10/27/18  
**Blocked Kicks** ..... 2; Idaho, 8/31/19



**NICK TARBURTON** 46  
Defensive End | 6-3 | 252  
Redshirt Sophomore  
Green Lane, Pa./Pennridge  
Major: Labor and Human Resources

» 2020

**Season:** Appeared in one game.

» 2020 GAME-BY-GAME

*Tackles (Solo-Assisted-Total)*  
at Indiana 0-0-0.

» TARBURTON'S CAREER STATISTICS & GAME HIGHS

	UA-A	TK	FF	FR	I	PBU	SACK	TFL
2018	-	-	-	-	-	-	-	-
2019	-	-	-	-	-	-	-	-
2020	-	-	-	-	-	-	-	-
<b>CAREER</b>	-	-	-	-	-	-	-	-

**Tackles** ..... N/A



**C.J. THORPE** 69  
Offensive Line | 6-3 | 313  
Redshirt Junior  
Glenshaw, Pa./Central Catholic  
Major: Philosophy

» 2020

**Season:** Made one start at right guard.

**at Indiana (10/24):** Helped the Nittany Lion offense to gain 488 yards, including 250 on the ground...Led the way for Penn State to convert 27 first downs...Protected Sean Clifford as he threw for 238 yards and three touchdowns while rushing for a career-high 119 yards and a score...Paved the way for a 14-yard touchdown rush by Devyn Ford.



**SHAKA TONEY** 18  
Defensive End | 6-3 | 252  
Redshirt Senior  
Philadelphia, Pa./Imhotep Charter  
Major: Rehabilitation and Human Services

» CAREER NOTES AND RECORDS

**Game:** Tied the Penn State game record with four sacks at Indiana (10/20/18)...Equalled the PSU game record set by three others (Terry Killens vs. Indiana, 1995; Jimmy Kennedy at Wisconsin, 2012; Tamba Hali vs. Wisconsin, 2005).

» 2020

**Awards:** Named to the Nagurski Award watch list.

**Season:** Made one start...Selected as a team captain...Has recorded two or more sacks in a quarter three times in his career.

**at Indiana (10/24):** Led team with seven tackles, tying his career high... Recorded two sacks, both in the fourth quarter...Earned sixth career game with two or more tackles for loss and fourth game with two or more sacks...Added a QB hurry.

» 2020 GAME-BY-GAME

*Tackles (Solo-Assisted-Total)*  
at Indiana 7-0-7.

» TONEY'S CAREER STATISTICS & GAME HIGHS

	UA-A	TK	FF	FR	I	PBU	SACK	TFL
2017	8-12	20	2	-	-	-	4.0-31	6.5-39
2018	16-7	23	1	-	-	2	5.0-40	7.5-47
2019	13-28	41	-	1	-	1	6.5-45	8.0-46
2020	7-0	7	-	-	-	-	2.0-11	2.0-11
<b>CAREER</b>	<b>44-47</b>	<b>91</b>	<b>3</b>	<b>1</b>	-	<b>3</b>	<b>17.5-127</b>	<b>24.0-143</b>

**Tackles** ..... 7; Twice: Last at Indiana, 10/24/20  
**Tackles for Loss** ..... 4.0; at Indiana, 10/20/18  
**Sacks** ..... 4.0; at Indiana, 10/10/18  
**Forced Fumble** ..... 1; Three Times: Last at Indiana, 10/20/18  
**Forced Recoveries** ..... 1; at Minnesota, 11/9/19  
**Pass Breakups** ..... 1; Three Times: Last vs. Memphis, 12/28/19  
**Blocked Kicks** ..... 1; at Michigan State, 10/26/19  
**Games with 2 or more Tackles for Loss** ..... 6; Last at Indiana (2.0), 10/24/20  
**Games with 2 or more Sacks** ..... 4; Last at Indiana (2.0), 10/24/20



**LAMONT WADE** 38  
Safety | 5-9 | 187  
Senior  
Clairton, Pa./Clairton  
Major: Recreation, Park & Tourism Management

» CAREER NOTES AND RECORDS

**Season: 2019:** Tied for ninth at Penn State with three forced fumbles.

**Game:** Tied a Big Ten record with three forced fumbles at Ohio State (11/23/19), joining Michigan's Jerry Hartman (vs. Indiana, 10/21/1967), Ohio State's Antoine Winfield (at Pittsburgh, 9/23/1995), Iowa's Bob Sanders (vs. Minnesota, 11/15/2003) and Northwestern's Ifeadi Odenigbo (vs. Western Illinois, 9/20/2014)...Became the third conference player with three forced fumbles in a Big Ten game...Is the sixth player in the FBS since 2000 to have three forced fumbles and a fumble recovery in a game at Ohio State (11/23/19)...Is the second Big Ten player since 2000 to have three forced fumbles and a fumble recovery in a game, joining Northwestern's Ifeadi Odenigbo (vs. Western Illinois, 9/20/2014).

» 2020

**Awards:** Named to the Jim Thorpe Award Watch List.

**Season:** Made one start...Selected as a team captain.

**at Indiana (10/24):** Registered three tackles...Made first career interception in the third quarter...Recovered a fumble in the second quarter.

» 2020 GAME-BY-GAME

*Tackles (Solo-Assisted-Total)*  
at Indiana 1-2-3.

» WADE'S CAREER STATISTICS & GAME HIGHS

	UA-A	TK	FF	FR	I	PBU	SACK	TFL
2017	14-17	31	1	-	-	3	-	-
2018	12-6	18	-	-	-	-	1.0-7	2.0-9
2019	39-28	67	3	1	-	5	2.0-20	4.5-23
2020	1-2	3	-	1	1	-	-	-
<b>CAREER</b>	<b>66-53</b>	<b>119</b>	<b>4</b>	<b>2</b>	<b>1</b>	<b>8</b>	<b>3.0-27</b>	<b>6.5-32</b>

**Tackles** ..... 11; Purdue, 10/5/19  
**Tackles for Loss** ..... 2.0; Twice: Last at Ohio State, 11/23/19  
**Sacks** ..... 1.0; Three Times: Last at Ohio State, 11/23/19  
**Forced Fumbles** ..... 3; at Ohio State, 11/23/19  
**Fumble Recoveries** ..... 1; Twice: Last at Indiana, 10/24/20  
**Interceptions** ..... 1; at Indiana, 10/24/20  
**Pass Breakups** ..... 2; Twice: Last at Michigan State, 10/26/19  
**10+ Tackle Games** ..... 2; Last at Ohio State (10), 11/23/19

**Kickoff Returns** ..... 1; at Indiana, 10/24/20  
**Kickoff Return Yards** ..... .5; at Indiana, 10/24/20  
**Long Kickoff Return** ..... .5 yards; at Indiana, 10/24/20

# 34 2020 PENN STATE FOOTBALL



**RASHEED WALKER** 53  
 Offensive Line | 6-6 | 310  
 Redshirt Sophomore  
 Waldorf, Md./North Point  
 Major: Recreation, Park & Tourism Management

» 2020

**Season:** Made one start at left tackle.

**at Indiana (10/24):** Helped the Nittany Lion offense to gain 488 yards, including 250 on the ground...Led the way for Penn State to convert 27 first downs...Protected Sean Clifford as he threw for 238 yards and three touchdowns while rushing for a career-high 119 yards and a score...Paved the way for a 14-yard touchdown rush by Devyn Ford.



**CAEDAN WALLACE** 79  
 Offensive Line | 6-5 | 313  
 Redshirt Freshman  
 Robbinsville, N.J./The Hun School  
 Major: Division of Undergraduate Studies

» 2020

**Season:** Made one start at right tackle...One of six players to make their first career start.

**at Indiana (10/24):** Helped the Nittany Lion offense to gain 488 yards, including 250 on the ground...Led the way for Penn State to convert 27 first downs...Protected Sean Clifford as he threw for 238 yards and three touchdowns while rushing for a career-high 119 yards and a score...Paved the way for a 14-yard touchdown rush by Devyn Ford.



**PARKER WASHINGTON** 3  
 Wide Receiver | 5-10 | 205  
 Freshman  
 Sugar Land, Texas/William B. Travis  
 Major: Division of Undergraduate Studies

» 2020

**Season:** Made one start...One of six players to make their first career start...One of six players to make their Nittany Lion debut...One of five true freshmen to play this season...Became first true freshman receiver to start a season opener since Brandon Polk at Temple in 2015.

**at Indiana (10/24):** Caught two passes for 12 yards...Hauled in a 9-yard touchdown reception in overtime.

» 2020 GAME-BY-GAME

*Receiving (Receptions-Yards-TD)*  
 at Indiana 2-12-1.

» WASHINGTON'S CAREER STATISTICS & GAME HIGHS

	Att.-Yds.	Avg.	TD	LG	Rec.-Yds.	Avg.	TD	LG
2020	-	-	-	-	2-12	6.0	1	9
<b>CAREER</b>	-	-	-	-	<b>2-12</b>	<b>6.0</b>	<b>1</b>	<b>9</b>

**Receptions** ..... 2; at Indiana, 10/24/20  
**Receiving Yards** ..... 12; at Indiana, 10/24/20  
**Receiving Touchdowns** ..... 1; at Indiana, 10/24/20  
**Longest Reception** ..... 9 yards; at Indiana, 10/24/20



**ANTHONY WHIGAN** 55  
 Offensive Line | 6-4 | 315  
 Redshirt Junior  
 Lexington Park, Md./Great Mills/Lackawanna C.C.  
 Major: Recreation, Park & Tourism Management

» 2020

**Season:** Appeared in one game.



**MARQUIS WILSON** 8  
 Cornerback | 5-11 | 181  
 Sophomore  
 Windsor, Conn./Windsor  
 Major: Communications

» CAREER NOTES & RECORDS

**Season: 2019:** Tied for ninth at Penn State with three forced fumbles.

» 2020

**Season:** Appeared in one game.

**at Indiana (10/24):** Collected one tackle.

» 2020 GAME-BY-GAME

*Tackles (Solo-Assisted-Total)*  
 at Indiana 1-0-1.

» WILSON'S CAREER STATISTICS & GAME HIGHS

	UA-A	TK	FF	FR	I	PBU	SACK	TFL
2019	11-7	18	3	1	2	-	-	-
2020	1-0	1	-	-	-	-	-	-
<b>CAREER</b>	<b>12-7</b>	<b>19</b>	<b>3</b>	<b>1</b>	<b>2</b>	-	-	-

**Tackles** ..... 5; at Michigan State, 10/26/19  
**Forced Fumbles** ..... 2; Indiana, 11/16/19  
**Fumble Recoveries** ..... 1; Indiana, 11/16/19  
**Interceptions** ..... 1; Twice: Last vs. Memphis, 12/28/19  
**Longest Interception Return** ..... 13 yards; vs. Memphis, 12/28/19



2020 RESULTS & STATISTICS

Date	PSU Rank	Opponent (Rank)	Score	Attendance	Big Ten	Overall
Oct. 24	8/7	at Indiana * (RV/RV)	L, 35-36 (OT)	995	0-1	0-1
Oct. 31	18/17	Ohio State * (3/3)				
Nov. 7		Maryland *				
Nov. 15		at Nebraska *				
Nov. 21		Iowa *				
Nov. 28		at Michigan *				
Dec. 5		at Rutgers *				
Dec. 12		Michigan State *				
Dec. 19		TBD				

(\*) Big Ten Conference game; Rankings - AP/Coaches/CFP

TEAM STATISTICS	Penn State	Opponent
<b>SCORING</b>	35	36
Points Per Game	35.0	36.0
Points Off Turnovers	7	10
<b>FIRST DOWNS</b>	27	16
Rushing	13	5
Passing	12	9
Penalty	2	2
<b>RUSHING YARDAGE</b>	250	41
Yards Gained Rushing	257	71
Yards Lost Rushing	7	30
Rushing Attempts	52	26
Average Per Rush	4.8	1.6
Average Per Game	250.0	41.0
TDs Rushing	2	3
<b>PASSING YARDAGE</b>	238	170
Comp-Att-Int	24-35-2	19-36-1
Average Per Pass	6.8	4.7
Average Per Catch	9.9	8.9
Average Per Game	238.0	170.0
TDs Passing	3	1
<b>TOTAL OFFENSE</b>	488	211
Total Plays	87	62
Average Per Play	5.6	3.4
Average Per Game	488.0	211.0
<b>KICK RETURNS: #-Yards</b>	3-33	0-0
<b>PUNT RETURNS: #-Yards</b>	0-0	1-21
<b>INT RETURNS: #-Yards</b>	1-0	2-31
<b>KICK RETURN AVERAGE</b>	11.0	0.0
<b>PUNT RETURN AVERAGE</b>	0.0	21.0
<b>INT RETURN AVERAGE</b>	0.0	15.5
<b>FUMBLES-LOST</b>	1-1	1-1
<b>PENALTIES-YARDS</b>	10-100	4-36
Average Per Game	100.0	36.0
<b>PUNTS-YARDS</b>	3-119	5-214
Average Per Punt	39.6	42.8
Net Punt Average	32.6	42.8
<b>KICKOFFS-YARDS</b>	5-325	6-331
Average Per Kick	65.0	55.2
Net Kick Average	40.0	37.2
<b>TIME OF POSSESSION/GAME</b>	40:25	19:35
<b>3RD-DOWN CONVERSIONS</b>	9/17	4/12
3rd-Down Pct	52%	33%
<b>4th-DOWN CONVERSIONS</b>	1/2	0/1
4th-Down Pct	50%	0%
<b>SACKS BY-YARDS</b>	3-19	1-3
<b>MISC YARDS</b>	0	0
<b>TOUCHDOWNS SCORED</b>	5	4
<b>FIELD GOALS-ATTEMPTS</b>	0-3	2-2
<b>ON-SIDE KICKS</b>	0-0	0-0
<b>RED-ZONE SCORES</b>	(3-6) 50%	(5-5) 100%
<b>RED-ZONE TOUCHDOWNS</b>	(3-6) 50%	(4-5) 80%
<b>PAT-ATTEMPTS</b>	(5-5) 100%	(2-2) 100%
<b>ATTENDANCE</b>	0	995
Games/Avg Per Game	0/0	1/995

SCORE BY QUARTERS	1	2	3	4	OT	Total	Average
Penn State	7	0	7	14	7	35	35.0
Opponents	0	17	0	11	8	36	36.0

PASSING	G	Rating	C-A-I	Pct.	Yards	TD	LP	Avg./G
Clifford, Sean	1	142.55	24-35-2	68.6	238	3	60	238.0
<b>Total</b>	<b>1</b>	<b>142.55</b>	<b>24-35-2</b>	<b>68.6</b>	<b>238</b>	<b>3</b>	<b>60</b>	<b>238.0</b>
<b>Opponents</b>	<b>1</b>	<b>96.06</b>	<b>19-36-1</b>	<b>52.8</b>	<b>170</b>	<b>1</b>	<b>21</b>	<b>170.0</b>

**Statistician's Note**  
 Passing rating formula: [(8.4 x yards) + (330 x touchdowns) - (200 x interceptions) + (100 x completions)] / attempts.

RUSHING	G	Att.	Gain	Loss	Net	Avg./Att.	TD	LG	Avg./G
Clifford, Sean	1	17	122	3	119	7.0	1	35	119.0
Ford, Devyn	1	20	70	1	69	3.5	1	14	69.0
Lee, Keyvone	1	6	36	1	35	5.8	0	13	35.0
Holmes, Caziaiah	1	5	16	0	16	3.2	0	4	16.0
Cain, Noah	1	3	13	0	13	4.3	0	7	13.0
Levis, Will	1	1	0	2	-2	-2.0	0	0	-2.0
<b>Total</b>	<b>1</b>	<b>52</b>	<b>257</b>	<b>7</b>	<b>250</b>	<b>4.8</b>	<b>2</b>	<b>35</b>	<b>250.0</b>
<b>Opponents</b>	<b>1</b>	<b>26</b>	<b>71</b>	<b>30</b>	<b>41</b>	<b>1.6</b>	<b>3</b>	<b>15</b>	<b>41.0</b>

RECEIVING	G	No.	Yards	Avg./Rec.	TD	LG	Avg./G
Dotson, Jahan	1	4	94	23.5	1	60	94.0
Freiermuth, Pat	1	7	60	8.6	1	16	60.0
George, Daniel	1	3	29	9.7	0	15	29.0
Lambert-Smith, KeAndre	1	2	25	12.5	0	13	25.0
Washington, Parker	1	2	12	6.0	1	9	12.0
Ford, Devyn	1	3	11	3.7	0	8	11.0
Lee, Keyvone	1	2	6	3.0	0	5	6.0
Strange, Brenton	1	1	1	1.0	0	1	1.0
<b>Total</b>	<b>1</b>	<b>24</b>	<b>238</b>	<b>9.9</b>	<b>3</b>	<b>60</b>	<b>238.0</b>
<b>Opponents</b>	<b>1</b>	<b>19</b>	<b>170</b>	<b>8.9</b>	<b>1</b>	<b>21</b>	<b>170.0</b>

TOTAL OFFENSE	G	Plays	Rushing	Passing	Total	Avg./G
Clifford, Sean	1	52	119	238	357	357.0
Ford, Devyn	1	20	69	0	69	69.0
Lee, Keyvone	1	6	35	0	35	35.0
Holmes, Caziaiah	1	5	16	0	16	16.0
Cain, Noah	1	3	13	0	13	13.0
Levis, Will	1	1	-2	0	-2	-2.0
<b>Total</b>	<b>1</b>	<b>87</b>	<b>250</b>	<b>238</b>	<b>488</b>	<b>488.0</b>
<b>Opponents</b>	<b>1</b>	<b>62</b>	<b>41</b>	<b>170</b>	<b>211</b>	<b>211.0</b>

KICKOFF RETURNS	No.	Yards	Avg./Ret.	TD	LG
Wade, Lamont	1	5	5.0	0	5
George, Daniel	1	0	0.0	0	0
Ford, Devyn	1	28	28.0	0	28
<b>Total</b>	<b>3</b>	<b>33</b>	<b>11.0</b>	<b>0</b>	<b>28</b>
<b>Opponents</b>	<b>0</b>	<b>0</b>	<b>0.0</b>	<b>0</b>	<b>0</b>

PUNT RETURNS	No.	Yards	Avg./Ret.	TD	LG
<b>Total</b>	<b>0</b>	<b>0</b>	<b>0.0</b>	<b>0</b>	<b>0</b>
<b>Opponents</b>	<b>1</b>	<b>21</b>	<b>21.0</b>	<b>0</b>	<b>21</b>

# 36 2020 PENN STATE FOOTBALL

## 2020 RESULTS & STATISTICS

ALL-PURPOSE YARDAGE	G	Rushing	Receiving	Punt Returns	KO Returns	Int. Returns	Total	Avg./G
Clifford, Sean	1	119	0	0	0	0	119	119.0
Ford, Devyn	1	69	11	0	28	0	108	108.0
Dotson, Jahan	1	0	94	0	0	0	94	94.0
Freiermuth, Pat	1	0	60	0	0	0	60	60.0
Lee, Keyvone	1	35	6	0	0	0	41	41.0
George, Daniel	1	0	29	0	0	0	29	29.0
Lambert-Smith, KeAndre	1	0	25	0	0	0	25	25.0
Holmes, Caziah	1	16	0	0	0	0	16	16.0
Cain, Noah	1	13	0	0	0	0	13	13.0
Washington, Parker	1	0	12	0	0	0	12	12.0
Wade, Lamont	1	0	0	0	5	0	5	5.0
Strange, Brenton	1	0	1	0	0	0	1	1.0
Levis, Will	1	-2	0	0	0	0	-2	-2.0
<b>Total</b>	<b>1</b>	<b>250</b>	<b>238</b>	<b>0</b>	<b>33</b>	<b>0</b>	<b>521</b>	<b>521.0</b>
<b>Opponents</b>	<b>1</b>	<b>41</b>	<b>170</b>	<b>21</b>	<b>0</b>	<b>31</b>	<b>263</b>	<b>263.0</b>

SCORING	TD	FG	Points After Touchdown					Saf	Points
			Kick	Rush	Rec.	Pass	DXP		
Washington, Parker	1	-	-	-	-	-	-	6	
Dotson, Jahan	1	-	-	-	-	-	-	6	
Ford, Devyn	1	-	-	-	-	-	-	6	
Freiermuth, Pat	1	-	-	-	-	-	-	6	
Clifford, Sean	1	-	-	-	-	-	-	6	
Pinegar, Jake	-	0-2	5-5	-	-	-	-	5	
Stout, Jordan	-	0-1	-	-	-	-	-	0	
<b>Total</b>	<b>5</b>	<b>0-3</b>	<b>5-5</b>	<b>-</b>	<b>-</b>	<b>-</b>	<b>-</b>	<b>35</b>	
<b>Opponents</b>	<b>4</b>	<b>2-2</b>	<b>2-2</b>	<b>2-2</b>	<b>-</b>	<b>-</b>	<b>-</b>	<b>36</b>	

PUNTING	No.	Yards	Average	LG	TB	FC	I-20	50+	Blk.
Stout, Jordan	3	119	39.7	49	0	1	2	0	0
<b>Total</b>	<b>63</b>	<b>2628</b>	<b>41.7</b>	<b>72</b>	<b>4</b>	<b>16</b>	<b>32</b>	<b>12</b>	<b>1</b>
<b>Opponents</b>	<b>80</b>	<b>3050</b>	<b>38.1</b>	<b>62</b>	<b>3</b>	<b>25</b>	<b>19</b>	<b>6</b>	<b>3</b>

FIELD GOALS	FG	Pct.	1-19	20-29	30-39	40-49	50+	LG	Blk.
Pinegar, Jake	11-12	91.7	0-0	4-4	4-5	3-3	0-0	47	0
Stout, Jordan	2-3	66.7	0-0	0-0	0-0	0-0	2-3	57	0

Progression [Makes in (##)]: (28),(53),(38) | (32) | (57) | (21),52 | 35 | (33) | (33),(21) | (47),(27) | (42) | (45)

KICKOFFS	No.	Yards	Average	TB	OB
Stout, Jordan	5	325	65.0	5	0
<b>Total</b>	<b>5</b>	<b>325</b>	<b>65.0</b>	<b>5</b>	<b>0</b>
<b>Opponents</b>	<b>6</b>	<b>301</b>	<b>55.2</b>	<b>3</b>	<b>0</b>

INTERCEPTIONS	No.	Yards	Average	TD	LG	FUMBLE RETURNS	No.	Yards	Average	TD	LG
Wade, Lamont	1	0	0.0	0	0	<b>Total</b>	<b>0</b>	<b>0</b>	<b>0.0</b>	<b>0</b>	<b>0</b>
<b>Total</b>	<b>1</b>	<b>0</b>	<b>0.0</b>	<b>0</b>	<b>0</b>	<b>Opponents</b>	<b>0</b>	<b>0</b>	<b>0.0</b>	<b>0</b>	<b>0</b>
<b>Opponents</b>	<b>2</b>	<b>31</b>	<b>15.5</b>	<b>0</b>	<b>17</b>						

## 2020 RESULTS &amp; STATISTICS

DEFENSE	G-GS	Solo	Assist	Total	TFL-Yards	Sacks-Yards	Int.-Yards	PBU	QBH	FR-Yards	FF	Blk	Safety
Toney, Shaka	1	7	.	7	2.0-11	2.0-11	.	.	1	.	.	.	.
Brooks, Ellis	1	5	.	5	1.0-4	.	.	.	.	.	1	.	.
Castro-Fields, Tariq	1	4	1	5	.	.	.	1	.	.	.	.	.
Porter Jr., Joey	1	5	.	5	1.0-8	1.0-8	.	1	.	.	.	.	.
Luketa, Jesse	1	2	1	3	.	.	.	.	.	.	.	.	.
Wade, Lamont	1	1	2	3	.	.	1-0	.	.	1-0	.	.	.
Brisker, Jaquan	1	2	1	3	1.0-1	.	.	.	.	.	.	.	.
Shelton, Antonio	1	2	.	2	1.0-5	.	.	.	.	.	.	.	.
Mustipher, PJ	1	1	1	2	.	.	.	.	.	.	.	.	.
Oweh, Jayson	1	2	.	2	.	.	.	.	.	.	.	.	.
Wilson, Marquis	1	1	.	1	.	.	.	.	.	.	.	.	.
Beamon, Hakeem	1	1	.	1	.	.	.	.	.	.	.	.	.
Sutherland, Jonathan	1	1	.	1	.	.	.	.	.	.	.	.	.
Hardy, Daequan	1	1	.	1	.	.	.	.	.	.	.	.	.
Walker, Rasheed	1	1	.	1	.	.	.	.	.	.	.	.	.
Miranda, Mike	1	1	.	1	.	.	.	.	.	.	.	.	.
<b>Total</b>	<b>1</b>	<b>37</b>	<b>6</b>	<b>43</b>	<b>6-29</b>	<b>3-19</b>	<b>1-0</b>	<b>2</b>	<b>1</b>	<b>1-0</b>	<b>1</b>	<b>.</b>	<b>.</b>
<b>Opponents</b>	<b>1</b>	<b>57</b>	<b>23</b>	<b>80</b>	<b>6.0-9</b>	<b>1-3</b>	<b>2-31</b>	<b>3</b>	<b>2</b>	<b>1-0</b>	<b>1</b>	<b>.</b>	<b>.</b>



## SCORING SUMMARY

<i>Plays</i>	<i>Yds</i>	<i>Time</i>	<i>Result</i>	<i>Qtr.</i>	<i>Scoring Play</i>
<b>INDIANA (5)</b>					
13	64	7:01	TD	1	2-yard pass Freiermuth from Clifford (Pinegar kick)
8	57	4:07	TD	3	35-yard run Clifford (Pinegar kick)
3	74	0:44	TD	4	60-yard pass Dotson from Clifford (Pinegar kick)
1	14	0:05	TD	4	14-yard run Ford (Pinegar kick)
4	25	0:00	TD	OT	9-yard pass Washington from Clifford (Pinegar kick)

## PENN STATE GAME-BY-GAME

	at IND	OSU	UMD	at NEB	IOWA	at MICH	at RU	MSU	B1G
<b>First Downs</b>	27								
Rushing	13								
Passing	12								
Penalty	2								
<b>Net Yards Rushing</b>	250								
Rushing Attempts	52								
Average Per Rush	4.8								
Rushing Touchdowns	2								
Yards Gained	257								
Yards Lost	7								
<b>Net Yards Passing</b>	238								
Completions	24								
Attempts	35								
Interceptions	2								
Yards Per Attempt	6.8								
Yards Per Completion	9.9								
Passing Touchdowns	3								
<b>Total Offensive Yards</b>	488								
Plays	87								
Yards Per Play	5.6								
<b>Fumbles-Lost</b>	1-1								
<b>Penalties-Yards</b>	10-100								
<b>Punts-Yards</b>	3-119								
Yards Per Punt	39.7								
Net Yards Per Punt	32.7								
Inside 20	2								
50+ Yard Kicks	0								
Touchbacks	0								
Fair Catch	1								
<b>Kickoffs-Yards</b>	5-325								
Yards Per Kickoff	65.0								
Net Yards Per Kickoff	40								
Touchbacks	5								
<b>Punt Returns</b>	0								
Yards	0								
Touchdowns	0								
Yards Per Return	0.0								
<b>Kickoff Returns</b>	3								
Yards	33								
Touchdowns	0								
Yards Per Return	11.0								
<b>Interceptions</b>	1								
Yards	5								
Touchdowns	0								
<b>Fumble Recoveries</b>	1								
Returns-Yards	0								
Touchdowns	0								
<b>Miscellaneous Yards</b>	0								
<b>Possession Times</b>	40:22								
1st Quarter	11:30								
2nd Quarter	8:59								
3rd Quarter	11:46								
4th Quarter	8:07								
<b>3rd-Down Conversions</b>	9-17								
<b>4th-Down Conversions</b>	1-2								
<b>Red Zone Scoring</b>	3-6								
Touchdowns	3								
Field Goals	0								
<b>Sacks By-Yards</b>	3-19								
<b>PAT Kicks</b>	5-5								
<b>Field Goals</b>	0-3								
<b>Total Points</b>	35								
Touchdowns Rushing	2								
Touchdowns Passing	3								
Touchdown Returns	0								
Other Touchdowns	0								
Safeties	0								
Kick PAT-Attempts	5-5								
2pt PAT-Attempts	0-0								
Field Goals-Attempts	0-3								
<b>Points Off Turnovers</b>	7								

# 40 2020 PENN STATE FOOTBALL

## OPPONENT GAME-BY-GAME

	at IND	OSU	UMD	at NEB	IOWA	at MICH	at RU	MSU	B1G
<b>First Downs</b>	16								
Rushing	5								
Passing	9								
Penalty	2								
<b>Net Yards Rushing</b>	41								
Rushing Attempts	26								
Average Per Rush	1.6								
Rushing Touchdowns	3								
Yards Gained	71								
Yards Lost	30								
<b>Net Yards Passing</b>	170								
Completions	19								
Attempts	36								
Interceptions	1								
Yards Per Attempt	4.7								
Yards Per Completion	8.9								
Passing Touchdowns	1								
<b>Total Offensive Yards</b>	211								
Plays	62								
Yards Per Play	3.4								
<b>Fumbles-Lost</b>	1-1								
<b>Penalties-Yards</b>	4-36								
<b>Punts-Yards</b>	5-214								
Yards Per Punt	42.8								
Net Yards Per Punt	42.8								
Inside 20	1								
50+ Yard Kicks	0								
Touchbacks	0								
Fair Catch	4								
<b>Kickoffs-Yards</b>	6-331								
Yards Per Kickoff	55.2								
Net Yards Per Kickoff	55.2								
Touchbacks	3								
<b>Punt Returns</b>	1								
Yards	21								
Touchdowns	0								
Yards Per Return	21.0								
<b>Kickoff Returns</b>	0								
Yards	0								
Touchdowns	0								
Yards Per Return	0								
<b>Interceptions</b>	2								
Yards	31								
Touchdowns	0								
<b>Fumble Recoveries</b>	1								
Returns-Yards	0								
Touchdowns	0								
<b>Miscellaneous Yards</b>	0								
<b>Possession Times</b>	19:38								
1st Quarter	3:30								
2nd Quarter	6:01								
3rd Quarter	3:14								
4th Quarter	6:53								
<b>3rd-Down Conversions</b>	4-12								
<b>4th-Down Conversions</b>	0-1								
<b>Red Zone Scoring</b>	5-5								
Touchdowns	4								
Field Goals	1								
<b>Sacks By-Yards</b>	1-1								
<b>PAT Kicks</b>	2-2								
<b>Field Goals</b>	2-2								
<b>Total Points</b>	36								
Touchdowns Rushing	1								
Touchdowns Passing	3								
Touchdown Returns	0								
Other Touchdowns	0								
Safeties	0								
Kick PAT-Attempts	2-2								
2pt PAT-Attempts	2-2								
Field Goals-Attempts	2-2								
<b>Points Off Turnovers</b>	10								



## INDIVIDUAL GAME-BY-GAME

## RUSHING

(ATT-YDS-TD)	at IND	OSU	UMD	at NEB	IOWA	at MICH	at RU	MSU	B1G
Clifford, Sean	17-119-1								
Ford, Devyn	20-69-1								
Lee, Keyvone	6-35-0								
Holmes, Caziaiah	5-16-0								
Cain, Noah	3-13-0								
Levis, Will	1-(-2)-0								

## RECEIVING

(REC-YDS-TD)	at IND	OSU	UMD	at NEB	IOWA	at MICH	at RU	MSU	B1G
Dotson, Jahan	4-94-1								
Freiermuth, Pat	7-60-1								
George, Daniel	3-29-0								
Lambert-Smith, K	2-25-0								
Washington, P.	2-12-1								
Ford, Devyn	3-11-0								
Lee, Keyvone	2-6-0								
Strange, B.	1-1-0								

## PASSING

Sean Clifford	C-A-I	Pct.	Yards	TD	Long	Sack-Yards	Efficiency
Indiana	24-35-2	68.6	238	3	60	1-3	142.5

## KICKING &amp; PUNTING

## KICKOFFS

Season	KO	Total Yards	TB	OB	Kick Avg.	Returns	Rtn. Yds.	Yds./Rtn.
Stout, Jordan	5	325	5	0	65.0	0	0	0.0

Season	KO	Total Yards	TB	OB	Kick Avg.	Returns	Rtn. Yds.	Yds./Rtn.
at Indiana	5	325	5	0	65.0	0	0	0.0

## PUNTING

Season	No.	Total Yds	Avg.	Long	I20	50+	TB	FC	Blk
Stout, Jordan	3	119	39.7	49	2	0	0	1	

Game	No.	Total Yds	Avg.	Long	I20	50+	TB	FC	Blk
at Indiana	3	119	39.7	49	2	0	0	1	

## INDIVIDUAL GAME-BY-GAME

## TACKLES

	UA-A	TT	at IND	OSU	UMD	at NEB	IOWA	at IOWA	at MICH	at RU	MSU	B1G
Toney, Shaka DL	7-0	7	7-0									
Brooks, Ellis LB	5-0	5	5-0									
Porter, Joey DB	5-0	5	5-0									
Castro-Fields DB	4-1	5	4-1									
Luketa, Jesse LB	2-1	3	2-1									
Wade, Lamont DB	1-2	3	1-2									
Brisker, Jaquan DB	2-1	3	2-1									
Mustipher, PJ DT	1-1	2	1-1									
Shelton, A.	2-0	2	2-0									
Oweh, Jayson DL	2-0	2	2-0									
Hardy, Daequan DB	1-0	1	1-0									
Wilson, Marquis DB	1-0	1	1-0									
Walker, Rasheed	1-0	1	1-0									
Beamon, Hakeem DT	1-0	1	1-0									
Miranda, Mike	1-0	1	1-0									
Sutherland, J. DB	1-0	1	1-0									

## SACKS

	at IND	OSU	UMD	at NEB	IOWA	at IOWA	at MICH	at RU	MSU	B1G
Toney, Shaka	2.0-11									
Porter, Joey	1.0-8									
<b>Team Total</b>	<b>3.0-19</b>									

INDIVIDUAL GAME-BY-GAME

**TACKLES FOR LOSS**

	at IND	OSU	UMD	at NEB	IOWA	at IOWA	at MICH	at RU	MSU	B1G
Toney, Shaka	2.0-11									
Brisker, Jaquan	1.0-1									
Brooks, Ellis	1.0-4									
Porter, Joey	1.0-8									
Shelton, A.	1.0-5									
<b>Team Total</b>	<b>6.0-29</b>									

**TACKLE BREAKDOWN**

**RUSHING TACKLES**

Toney, Shaka	5
Brooks, Ellis	3
Shelton, Antonio	2
Luketa, Jesse	2
Wade, Lamont	2
Oweh, Jayson	2
Mustipher, PJ	2
Brisker, Jaquan	1
Beamon, Hakeem	1
<b>TOTAL</b>	<b>20</b>

**PASSING TACKLES**

Castro-Fields, Tariq	5
Porter Jr., Joey	4
Brisker, Jaquan	2
Brooks, Ellis	1
Wilson, Marquis	1
Hardy, Daequan	1
Luketa, Jesse	1
Wade, Lamont	1
<b>TOTAL</b>	<b>16</b>

**SPECIAL TEAMS TACKLES**

	Total	KO	Punt
Sutherland, Jonathan	1	-	1
<b>TOTALS</b>	<b>1</b>	<b>-</b>	<b>1</b>



# 44 2020 PENN STATE FOOTBALL

## INDIVIDUAL GAME-BY-GAME

### ALL-PURPOSE YARDS

	Total	at IND	OSU	UMD	at NEB	IOWA	at MICH	at RU	MSU	B1G
Clifford, Sean	119	119								
Ford, Devyn	108	108								
Dotson, Jahan	94	94								
Freiermuth, Pat	60	60								
Lee, Keywone	41	41								
George, Daniel	29	29								
Lambert-Smith, K	25	25								
Holmes, Caziaiah	16	16								
Cain, Noah	13	13								
Washington, P.	12	12								
Wade, Lamont	5	5								
Strange, B.	1	1								
Levis, Will	-2	-2								
<b>TOTAL</b>	<b>521</b>	<b>521</b>								

### RED ZONE RECAP

PENN STATE				OPPONENT			
Opponent	Scores/Chances	Result	Pct.	Opponent	Scores/Chances	Result	Pct.
at Indiana	3/6	3 TD	50%	at Indiana	5/5	4 TD, 1 FG	100%
OHIO STATE				OHIO STATE			
MARYLAND				MARYLAND			
at Nebraska				at Nebraska			
IOWA				IOWA			
at Michigan				at Michigan			
at Rutgers				at Rutgers			
MICHIGAN STATE				MICHIGAN STATE			
<b>TOTAL</b>	<b>3/6</b>	<b>3 TD, 2 Missed FG, 1 TO</b>	<b>50%</b>	<b>TOTAL</b>	<b>5/5</b>	<b>4 TD, 1 FG</b>	<b>100%</b>

### GAME LEADERS

Opponent	Rushing Attempts	Rushing Yards	Receptions	Receiving Yards	All-Purpose Yards	Tackles
at Indiana	Ford - 20	Clifford - 119	Freiermuth - 7	Dotson - 94	Clifford - 119	Toney - 7
OHIO STATE						
MARYLAND						
at Nebraska						
IOWA						
at Michigan						
at Rutgers						
MICHIGAN STATE						
B1G Champions Week						

**TURNOVERS BY GAME**

**PENN STATE: 2 GAINED**

TYPE	QTR	PLAYER	PLAYS/ YDS	1st DOWNS	RESULT
<b>INDIANA (2)</b>					
Fumble	2	Scott by Brooks	1/0	0	Missed FG
Interception	3	Wade off Penix	8/57	2	TD

**OPPONENT: 3 GAINED**

TYPE	QTR	PLAYER	PLAYS/ YDS	1st DOWNS	RESULT
<b>INDIANA (3)</b>					
Interception	1	Williams off Clifford	9/22	2	FG
Interception	2	Johnson off Clifford	2/4	0	TD
Fumble	2	Levis by Johnson	2/-1	0	Fumble

# 46 2020 PENN STATE FOOTBALL

## TURNOVERS BY PLAYER

### FUMBLES

(#-Lost)	Total	at IND	OSU	UMD	at NEB	IOWA	at MICH	at RU	MSU	B1G
Levis, Will	1-1									

### FORCED FUMBLES

	Total	at IND	OSU	UMD	at NEB	IOWA	at MICH	at RU	MSU	B1G
Brooks, Ellis	1	1								

### FUMBLES RECOVERED

	Total	at IND	OSU	UMD	at NEB	IOWA	at MICH	at RU	MSU	B1G
Wade, Lamont	1	1								

### INTERCEPTIONS

(#-Yards)	Total	at IND	OSU	UMD	at NEB	IOWA	at MICH	at RU	MSU	B1G
Wade, Lamont	1-0									

## SCORING BREAKDOWN

### PENN STATE DRIVES

**Totals:** 5 scoring drives (5TD, 0 FG)  
**Special Teams/Defensive Touchdown:** None

#### LONGEST DRIVES BY:

**Plays:** 13 at Indiana (10/24)  
8 at Indiana (10/24)  
**Yards:** 74 at Indiana (10/24)  
64 at Indiana (10/24)  
**Time:** 7:01 at Indiana (10/24)  
4:07 at Indiana (10/24)

### OPPONENT DRIVES

**Totals:** 6 scoring drives (4 TD, 2 FG)  
**Special Teams/Defensive Touchdown:** None

#### LONGEST DRIVES BY:

**Plays:** 9 at Indiana (10/24)  
9 at Indiana (10/24)  
**Yards:** 75 at Indiana (10/24)  
62 at Indiana (10/24)  
**Time:** 3:15 at Indiana (10/24)  
2:02 at Indiana (10/24)



## LONG PLAY BREAKDOWN

## BY YARDAGE

## OFFENSE (3)

Yards	Type	Player(s)	Opponent
60*	Pass	Dotson, Jahan from Clifford, Sean	Indiana
35*	Run	Clifford, Sean	Indiana
21	Pass	Dotson, Jahan from Clifford, Sean	Indiana

## DEFENSE (0)

Yards	Type	Player(s)	Opponent
-------	------	-----------	----------

## SPECIAL TEAMS (1)

Yards	Type	Player(s)	Opponent
28	KR	Ford, Devyn	Indiana

\* - touchdown scored on play

## LONG PLAY BREAKDOWN

### LONG PLAYS BY THE NUMBERS

#### BY YARDAGE

Yards	No.	TD
100+	0	0
90-99	0	0
80-89	0	0
70-79	0	0
60-69	1	1
50-59	0	0
40-49	0	0
30-39	1	1
20-29	2	0

#### BY TYPE

Type	No.	TD
Rushing	1	1
Passing	2	1
Punt returns	0	0
Kick returns	1	0
Interceptions	0	0
Fumble returns	0	0
Other	0	0
<b>TOTAL</b>	<b>4</b>	<b>2</b>

### 20+ YARD PLAYS BY PLAYER

Player	No.	TD	R	P	KR	PR	IR	FR
Clifford, Sean	1	1	1	0	0	0	0	0
Dotson, Jahan	2	1	0	2	0	0	0	0
Ford, Devyn	1	0	0	0	1	0	0	0
<b>TOTAL</b>	<b>4</b>	<b>2</b>	<b>1</b>	<b>2</b>	<b>1</b>	<b>0</b>	<b>0</b>	<b>0</b>

### LONGEST PLAYS OF THE YEAR

#### Rushing

35\* Clifford, Sean Indiana (10/24/20)

#### Rushing Touchdown

35\* Clifford, Sean Indiana (10/24/20)

#### Passing

60\* Dotson, Jahan from Clifford, Sean Indiana (10/24/20)

#### Passing Touchdown

60\* Dotson, Jahan from Clifford, Sean Indiana (10/24/20)

#### Kick Return

28 Ford, Devyn Indiana (10/24/20)

#### Punt Return

N/A

#### Interception Return

5 Wade, Lamont Indiana (10/24/20)

#### Punt

49 Stout, Jordan Indiana (10/24/20)

#### Field Goal

N/A

\* - touchdown scored on play

### PENN STATE (4 PLAYS)

Play	#	Long	Play	Opponent
Passing	2	60*	Dotson, Jahan from Clifford, Sean	Indiana
Rushing	1	35*	Clifford, Sean	Indiana
KR	1	28	Ford, Devyn	Indiana

Opp.	#	Long	Play	Type
Indiana	4	60*	Dotson, Jahan from Clifford, Sean	Pass

### OPPONENTS (2 PLAYS)

Play	#	Long	Play	Opponent
Passing	1	21	Fryfogle, Ty from Penix, Michael	Indiana
PR	1	21	Taylor, Reese	Indiana

Opp.	#	Long	Play	Type
at Indiana	2	21 (2x)	Fryfogle, Ty from Penix, Michael Taylor, Reese	Pass PR

\* - touchdown scored on play

## OFFENSIVE STARTERS

OPPONENT	LT	LG	C	RG	RT	TE	QB	RB	WR	WR	WR
at Indiana	Walker	Miranda	Menet	Thorpe	Wallace	Freiermuth	Clifford	Cain	Fries*	Washington	Dotson
OHIO STATE											
MARYLAND											
at Nebraska											
IOWA											
at Michigan											
at Rutgers											
MICHIGAN STATE											

\* Started at the tight end position

## DEFENSIVE STARTERS

OPPONENT	DE	DT	DT	DE	SLB	MLB	WLB	CB	FS	SS	CB
at Indiana	Toney	Shelton	Mustipher	Oweh	Smith	Brooks	Luketa	Castro-Fields	Brisker	Wade	Porter
OHIO STATE											
MARYLAND											
at Nebraska											
IOWA											
at Michigan											
at Rutgers											
MICHIGAN STATE											

## CAREER STARTS

Player	'17	'18	'19	'20	Total
Fries, Will (OL)	9	11	13	1	34
Menet, Michal (OL)	-	12	13	1	26
Freiermuth, Pat (TE)	-	9	13	1	23
Dotson, Jahan (WR)	-	4	13	1	18
Castro-Fields, Tariq (CB)	-	2	12	1	15
Shelton, Antonio (DT)	-	1	12	1	14
Toney, Shaka (DE)	-	-	13	1	14
Wade, Lamont (S)	-	-	13	1	14
Walker, Rasheed (OL)	-	-	13	1	14
Clifford, Sean (QB)	-	-	12	1	13
Brown, Journey (RB)	-	-	10	-	10
Miranda, Mike (OL)	-	1	8	1	10
Thorpe, C.J. (OL)	-	-	5	1	6
George, Daniel (WR)	-	-	4	-	4
Luketa, Jesse (LB)	-	-	2	1	3
Cain, Noah (RB)	-	-	1	1	2
Mustipher, PJ (DT)	-	-	1	1	2
Oweh, Jayson (DE)	-	-	1	1	2
Brisker, Jaquan (S)	-	-	-	1	1
Brooks, Ellis (LB)	-	-	-	1	1
Ellis, Keaton (CB)	-	-	1	-	1
Hansard, Fred (DT)	-	1	-	-	1

Player	'17	'18	'19	'20	Total
Levis, Will (QB)	-	-	1	-	1
Porter Jr., Joey (CB)	-	-	-	1	1
Smith, Brandon (LB)	-	-	-	1	1
Sullivan-Brown, Cam (WR)	-	1	-	-	1
Sutherland, Jonathan (S)	-	1	-	-	1
Wallace, Caedan (OL)	-	-	-	1	1
Washington, Parker (WR)	-	-	-	1	1

\* Started two games in 2015



### PENN STATE

100+ Yards Rushing:	119, Sean Clifford at Indiana, 2020
150+ Yards Rushing:	202, Journey Brown vs. Memphis, 2019 ~
200+ Yards Rushing:	202, Journey Brown vs. Memphis, 2019 ~
300+ Yards Rushing:	327, Larry Johnson at Indiana, 2002
30-34 Rushing Attempts:	33, Saquon Barkley at Indiana, 2016
35+ Rushing Attempts:	35, Zach Zwinak vs. Nebraska, 2013
Three Touchdowns Rushing:	Journey Brown vs. Rutgers, 2019
Four Touchdowns Rushing:	Saquon Barkley at Pittsburgh, 2016
Five Touchdowns Rushing:	Ki-Jana Carter vs. Michigan State, 1994
60+ Yard Run:	85, Journey Brown vs. Pittsburgh, 2019
70+ Yard Run:	85, Journey Brown vs. Pittsburgh, 2019
80+ Yard Run:	85, Journey Brown vs. Pittsburgh, 2019
90+ Yard Run:	92, Saquon Barkley vs. Washington, 2017 @
Two Players Rush For 100 Yards:	Will Levis (108) & Journey Brown (103) vs. Rutgers, 2019
QB/RB Rush For 100 Yards:	Will Levis (108) & Journey Brown (103) vs. Rutgers, 2019
Four Rushing TD in One Quarter:	vs. UMass, 2014 (2nd; Belton [2], Zwinak [2])
300+ Yards Passing:	340, Sean Clifford at Minnesota, 2019
350+ Yards Passing:	398, Sean Clifford at Maryland, 2019
400+ Yards Passing:	454, Christian Hackenberg vs. UCF, 2014 #
20-24 Pass Completions:	24, Sean Clifford at Indiana, 2020
25-29 Pass Completions:	26, Sean Clifford at Maryland, 2019
30-34 Pass Completions:	32, Trace McSorley vs. Washington, 2017 @
35+ Pass Completions:	35, Matt McGloin vs. Northwestern, 2012
30-39 Pass Attempts:	35, Sean Clifford at Indiana, 2020
40-49 Pass Attempts:	43, Sean Clifford at Minnesota, 2019
50+ Pass Attempts:	50, Christian Hackenberg vs. Boston College, 2014 %
Four Touchdown Passes:	Sean Clifford at Michigan State, 2019
Five Touchdown Passes:	Rashard Casey vs. Louisiana Tech, 2000
Four Interceptions Thrown:	Zack Mills at Boston College, 2004
300+ Yards Total Offense:	357 (283 P, 119 R), Sean Clifford at Indiana, 2020
350+ Yards Total Offense:	357 (283 P, 119 R), Sean Clifford at Indiana, 2020
400+ Yards Total Offense:	452 (398 P, 54 R), Sean Clifford at Maryland, 2019
450+ Yards Total Offense:	452 (398 P, 54 R), Sean Clifford at Maryland, 2019
100+ Yards Receiving:	119, KJ Hamler/101, Pat Freiermuth at Minnesota, 2019
150+ Yards Receiving:	187, Chris Godwin vs. USC, 2016 ^
200+ Yards Receiving:	216, Deon Butler vs. Northwestern, 2006
Two Players w/ 100 Yards Receiving:	KJ Hamler (119) & Pat Freiermuth (101) at Minnesota, 2019
Two Players w/ 150 Yards Receiving:	Geno Lewis (173) & DaeSean Hamilton (165) vs. UCF, 2014 #
Back-to-Back 100 Yards Receiving Games:	Chris Godwin, 2015 (103 at Ohio State; 135 vs. Maryland)
Three Straight 100-Yard Receiving Games:	Allen Robinson, 2013 (133 vs. Syracuse; 129 vs. Eastern Michigan; 143 vs. UCF)
10+ Receptions:	12, Saquon Barkley at Iowa, 2017
50+ Yard Reception:	60, Jahan Dotson from Sean Clifford at Indiana, 2020
60+ Yard Reception:	60, Jahan Dotson from Sean Clifford at Indiana, 2020
70+ Yard Reception:	72, Jahan Dotson from Sean Clifford vs. Purdue, 2019
80+ Yard Reception:	93, KJ Hamler from Trace McSorley vs. Ohio State, 2019
Three Touchdowns Receiving:	Pat Freiermuth at Michigan State, 2019
Four Touchdowns Receiving:	Bobby Engram vs. Minnesota, 1993
150+ All-Purpose Yards:	216 (202 Rush, 7 Rec, 7 KR), Journey Brown vs. Memphis, 2019 ~
200+ All-Purpose Yards:	216 (202 Rush, 7 Rec, 7 KR), Journey Brown vs. Memphis, 2019 ~
250+ All-Purpose Yards:	358 (211 Rush, 94 Rec, 53 KR), Saquon Barkley at Iowa, 2017 (SR)
300+ All-Purpose Yards:	358 (211 Rush, 94 Rec, 53 KR), Saquon Barkley at Iowa, 2017 (SR)
Five Touchdowns Scored:	5 (4 rushing, 1 receiving), Saquon Barkley at Pittsburgh, 2016
Kickoff Return For Touchdown:	97, Saquon Barkley at Ohio State, 2017
Rushing, Receiving & Kickoff Return TD in a game:	Derrick Williams vs. Illinois, 2008
100-Yard Kickoff Return:	100, Chaz Powell vs. Youngstown State, 2010
Punt Return For Touchdown:	39, DeAndre Thompkins at Pittsburgh, 2018
80-Yard Punt Return:	81, Bryant Johnson vs. Michigan State, 2002
Zero Punts in a Game:	Purdue, 2013
Multiple Interceptions:	2, Trevor Williams at Rutgers, 2014
90-Yard Interception Return:	99, Michael Mauti at Illinois, 2012
Interception Return For Touchdown:	36, John Reid vs. Buffalo, 2019
Five Interceptions in a Game (Team):	at Rutgers, 2014
Multiple Forced Fumbles:	3, Lamont Wade, at Ohio State, 2019
Fumble Return For Touchdown (Defense):	9 yards, Torrence Brown at Indiana, 2016 (forced by Brandon Bell)
Fumble Return For Touchdown (Special Teams):	14 yards, Nick Scott vs. Indiana, 2017 (forced by Irvin Charles)
Blocked Field Goal:	Shaka Toney at Michigan State, 2019
Blocked Field Goal For Touchdown:	60 yards, Grant Haley vs. Ohio State, 2016 (Marcus Allen block)
Blocked Extra Point:	Parker Cothren at Northwestern, 2015
Blocked Punt:	Journey Brown vs. Buffalo, 2019
Two Blocked Punts:	Jonathan Sutherland vs. Idaho, 2019
Blocked Punt For Touchdown:	0 yards, Michael Yancich vs. Ohio State, 2012 (Mike Hull block)
Safety:	Team (holding in the end zone) at Pittsburgh, 2018
Two-Point Conversion Attempt:	Sean Clifford to Pat Freiermuth (Pass) vs. Memphis, 2019 ~
Two-Point Conversion:	Sean Clifford to Pat Freiermuth (Pass) vs. Memphis, 2019 ~
50-Yard Field Goal:	57, Jordan Stout vs. Pittsburgh, 2019
Four Field Goals:	Tyler Davis at Rutgers, 2016
Five Field Goals:	Collin Wagner vs. Temple, 2010

### OPPONENT

100+ Yards Rushing:	144, Benny Snell, Kentucky, 2018~
150+ Yards Rushing:	185, Jonathan Taylor, Wisconsin, 2018
200+ Yards Rushing:	203, BenJarvus Green-Ellis, Indiana, 2003
30-34 Rushing Attempts:	30, Jeremy Langford, Michigan State, 2014
35+ Rushing Attempts:	44, Mike Hart, Michigan, 2007 (OR)
Three Touchdowns Rushing:	Trevor Siemian, Northwestern, 2014
Four Touchdowns Rushing:	Montee Ball, Wisconsin, 2011
50+ Yard Run:	71, Jonathan Taylor, Wisconsin, 2018
60+ Yard Run:	71, Jonathan Taylor, Wisconsin, 2018
70+ Yard Run:	71, Jonathan Taylor, Wisconsin, 2018
Two Players Rush For 100 Yards:	Rodney Smith (104) & Shannon Brooks (100), Minnesota, 2016
300+ Yards Passing:	399, Tanner Lee, Nebraska, 2017
400+ Yards Passing:	400, Brian Lewerke, Michigan State, 2017
500+ Yards Passing:	532, Case Keenum, Houston, 2011 (OR) *
25-29 Pass Completions:	26, Peyton Ramsey, Indiana, 2018
30-44 Pass Completions:	33, Brian Lewerke, Michigan State, 2017
45+ Pass Completions:	45, Case Keenum, Houston, 2011 (OR) *
30-39 Pass Attempts:	36, Michael Penix, Indiana, 2020
40-49 Pass Attempts:	49, Nate Stanley, Iowa, 2018
50+ Pass Attempts:	52, Brian Lewerke, Michigan State, 2018
60+ Pass Attempts:	61, Brian Hoyer, Michigan State, 2006
Four Touchdown Passes:	J.T. Barrett, Ohio State, 2017
Five Touchdown Passes:	Sam Darnold, USC, 2016 ^
Four Interceptions Thrown:	P.J. Walker, Temple, 2014
Five Interceptions Thrown:	Gary Nova, Rutgers, 2014
300+ Yards Total Offense:	313 (270 P, 43 R), Zac Thomas, Appalachian State, 2018
400+ Yards Total Offense:	425 (400 P, 25 R), Brian Lewerke, Michigan State, 2017
500+ Yards Total Offense:	542 (532 P, 10 R), Case Keenum, Houston, 2011 (OR) *
100+ Yards Receiving:	100, Felton Davis, Michigan State, 2018
150+ Yards Receiving:	185, Stanley Morgan, Nebraska, 2017
200+ Yards Receiving:	228, Patrick Edwards, Houston, 2011 *
10+ Receptions:	12, Felton Davis, Michigan State, 2017
50+ Yard Reception:	54, Lynn Bowden Jr. from Terry Wilson, Kentucky, 2018~
70+ Yard Reception:	70, Akrum Wadley from Nate Stanley, Iowa, 2017
80+ Yard Reception:	80, Dominique Barnes from Kurt Hess, Youngstown State, 2010
90+ Yard Reception:	99, Thomas Lewis from John Paci, Indiana, 1993
Three Touchdown Receptions:	Deonta Burnett, USC, 2016 ^
Kickoff Return For Touchdown:	100, Darrynton Evans, Appalachian State, 2018
90-Yard Kickoff Return:	100, Darrynton Evans, Appalachian State, 2018
100-Yard Kickoff Return:	100, Darrynton Evans, Appalachian State, 2018
Punt Return For Touchdown:	58, Lynn Bowden Jr., Kentucky, 2018~
70-Yard Punt Return:	75, Venric Mark, Northwestern, 2012
80-Yard Punt Return:	87, Willie Reid, Florida State, 2005 !
Multiple Interceptions:	2, David Dowell, Michigan State, 2017
Interception Return For Touchdown:	62, Brandon Watson, Michigan, 2018
Fumble Return For Touchdown:	12, Ryan Connelly, Wisconsin, 2016 &
Blocked Punt:	Dominique Dafney, Iowa, 2018
Blocked Punt For Touchdown:	27, Lerentee McCray, Florida, 2011 \$
Blocked Field Goal:	Isaiah Loudermilk, Wisconsin, 2018
Blocked Extra Point:	Brandon Wilson, Indiana, 2018
Safety:	2, Team (blocked punt, snap out of the end zone on punt), Iowa, 2018
Two Safeties:	Team (blocked punt, snap out of the end zone on punt), Iowa, 2018
Defensive Extra Point:	99, D.J. Johnson, Iowa, 2002
50-Yard Field Goal:	50, Derek Dimke, Illinois, 2010
Four Field Goals:	Michael Geiger, Michigan State, 2016

& - Big Ten Championship Game | # - Croke Park Classic (Dublin, Ireland) | ! - Orange Bowl  
 \$ - Outback Bowl | ^ - Rose Bowl | \* - TicketCity Bowl | % - Pinstripe Bowl | @ - PlayStation Fiesta Bowl  
 + - VRBO Citrus Bowl | ~ Goodyear Cotton Bowl

(SR) - School Record | (OR) - Opponent Record

## PARTICIPATION CHART

	GP/GS	at IND	OSU	UMD	at NEB	IOWA	at MICH	at RU	MSU	B1G
51 Beamon, Hakeem	1/-	XXX								
1 Brisker, Jaquan	1/1	START								
13 Brooks, Ellis	1/1	START								
16 Brown, Ji'Ayir	1/-	XXX								
21 Cain, Noah	1/1	START								
5 Castro-Fields	1/1	START								
90 Checa, Rafael	1/-	XXX								
50 Chizmar, Max	1/-	XXX								
14 Clifford, Sean	1/1	START								
77 Culpepper, J.	1/-	XXX								
10 Dixon, Lance	1/-	XXX								
5 Dotson, Jahan	1/1	START								
2 Ellis, Keaton	1/-	XXX								
28 Ford, Devyn	1/-	XXX								
87 Freiermuth, Pat	1/1	START								
71 Fries, Will	1/1	START								
11 George, Daniel	1/-	XXX								
19 Gordon, Trent	1/-	XXX								
53 Hansard, Fred	1/-	XXX								
25 Hardy, Daequan	1/-	XXX								
37 Hartlaub, Drew	1/-	XXX								
26 Holmes, Caziah	1/-	XXX								
75 Holmes, Des	1/-	XXX								
20 Isaac, Adisa	1/-	XXX								
23 Jacobs, Curtis	1/-	XXX								
82 Kuntz, Zack	1/-	XXX								
13 Lambert-Smith, K	1/-	XXX								
24 Lee, Keyvone	1/-	XXX								
7 Levis, Will	1/-	XXX								
40 Luketa, Jesse	1/1	START								
85 Lutz, Isaac	1/-	XXX								
62 Menet, Michal	1/1	START								
73 Miranda, Mike	1/1	START								
97 Mustipher, PJ	1/1	START								
28 Oweh, Jayson	1/1	START								
92 Pinegar, Jake	1/-	XXX								
9 Porter, Joey	1/1	START								
55 Shelton, A.	1/1	START								
34 Simmons, Shane	1/-	XXX								
12 Smith, Brandon	1/1	START								
95 Stoll, Chris	1/-	XXX								
98 Stout, Jordan	1/-	XXX								
86 Strange, B.	1/-	XXX								
0 Sutherland, J.	1/-	XXX								
46 Tarburton, Nick	1/-	XXX								
69 Thorpe, C.J.	1/1	START								
18 Toney, Shaka	1/1	START								
38 Wade, Lamont	1/1	START								
SW Walker, Rasheed	1/1	START								
79 Wallace, Caedan	1/1	START								
3 Washington, P.	1/1	START								
5A Whigan, Anthony	1/-	XXX								
8 Wilson, Marquis	1/-	XXX								